

**Canon**



imagePROGRAF

**TA Series**

# TA Series

36  
inch



**TA-30**

24  
inch



**TA-20**

# AEC Offices



Process mgt. table

Drawings

Presentation


- Supports the industry standard HP-GL/2.
- Supports AutoCAD optimization driver.
- Loading of up to 150mm diameter roll.
- Effective output-workflow by software solution.
- Push-notice function by management software.

# Schools




- Hot-swap ink tank system helps event banner creation with no downtime.
- Printer can be set up against a wall in limited space thanks to “Fully-front accessible operation”.
- Easy roll loading.
- Online manual contains video assistance about loading media/cleaning jams.
- Create large size teaching materials easily by imageRUNNER ADVANCE Direct Enlargement Copy function.

# Typical Office



- Thanks to the quiet operation, printer can be placed on/beside of the office desk comfortably.
- Easy roll loading.
- Online manual contains video assistance about loading media/cleaning jams.
- Security features.

# Retail Shops



- Easy create of fine in-store poster.
- Familiar PowerPoint slides easily turn into large size poster.
- Easy large-format print execution from smart phone.
- Three side borderless printing function affords various size borderless print from one size roll.
- Push-notice of message like Job complete/Error to smart phone.

# Health

Poster (Notice)

Poster  
(Enlightenment)

Static Data  
/Mgt. Table

Conference  
Presentation



- Thanks to less printing noise, printer can be placed on/beside of the office desk comfortably.
- Easy roll loading.
- Online manual contains video assistance about loading media/cleaning jams.
- Security features.

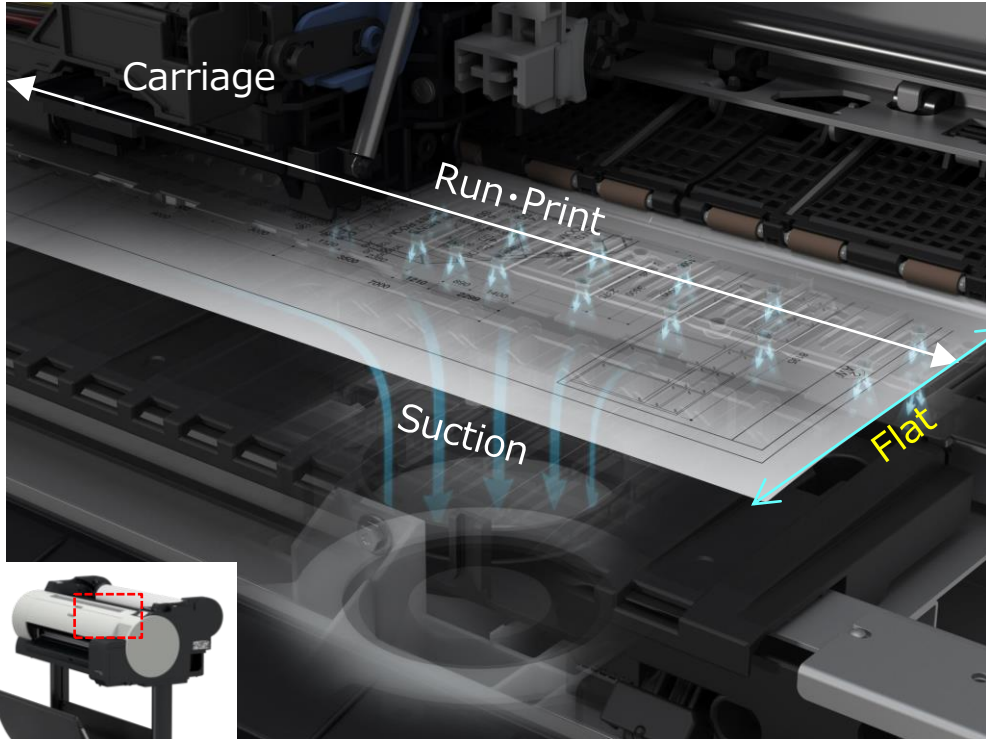
# Core Technologies





# Air Feeding System

**Best image quality by keeping paper surface flat**



**Suction fan inside platen unit vacuums**  
→ Make paper stick on platen and keep it flat



Keep head/paper distance  
**Accurate and flat**



# Air Feeding System

## High image prints for multi-purpose by various media

High Precision  
ink droplet placement

Competitor(No suction fan)

Inaccurate

80

TA Series

80

Avoid head rubbing

Competitor(No suction fan)

Head rubbing

Market

Head rubbing

Market  
As Much As You D

Compatible to  
various type of media

TA Series




# Pigment Ink "LUCIA TD"



Target Market

Current 5-colour  
Dye & Pigment Ink

New 5-colour  
Fully Pigment Ink



**CAD**

IJ  
CAD

Clear and sharp line  
on IJ plain paper

Entry-Level  
LED

Acceptable quality  
on uncoated paper

- Improved quality on uncoated paper
- Improved water resistance



**Poster**

IJ  
Poster

Vivid colour expression  
on IJ paper (Matte/Glossy)

Low-Cost  
Poster

Acceptable quality  
on IJ plain paper

- Improved quality on IJ plain paper
- Improved weather resistance

# Vivid Colour Poster

## Better colour expression even on plain paper

LUCIA EX



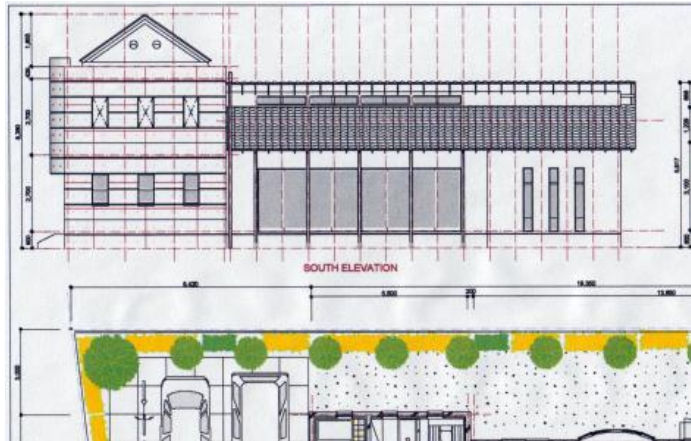
LUCIA TD




# Water-Resistance

## Water resistance enabling for outdoor viewing

TA Series



The drawings were printed on uncoated paper. After a lapse of a day, water was poured over the drawings and the drawings were kept dried.



Current dye and pigment ink model\*

\*iPF770



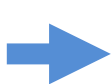
# Demand for Quieter Office

## Operation noise was carefully dampened and improved

Rising demand for quieter office



Phone



Email

- Change in communication
- Shift to quieter office

Increasing of quieter operation of office equipment

Examples

Laser MFP



**61% quieter**

compared to predecessor model

FUJI XEROX  
ApeosPort-V C4475  
C3 Finisher \*1

Ventilation System



**50% quieter**

compared to predecessor model

Daikin  
Ventilation System \*2


LCD Projector



**88% quieter**

compared to predecessor model

Sony  
Data Projector  
SY-VPLCW256 \*3



Dampens operation noise  
Eliminates distracting noise

Peaceful and comfortable  
Working environment

From:

- \*1 [https://www.fxp.com.sg/product/pdf/PJC-0039\\_ap\\_ap7775brochure\\_a4web.pdf](https://www.fxp.com.sg/product/pdf/PJC-0039_ap_ap7775brochure_a4web.pdf)
- \*2 <http://www.daikinaircon.com/catalog/va/kinou2/tokuchou/>
- \*3 [https://pro.sony/en\\_BA/products/business-installation-projectors/vpl-cw256](https://pro.sony/en_BA/products/business-installation-projectors/vpl-cw256)  
<http://www.projectorcentral.com/Sony-VPL-CW125.htm>

# Compact Design

**Small foot-print for effective machine placement near the desk**



# Fully-Front Accessible Operation

- **Simple and easily accessible operation**
- **Space-saving**

Compact design and flush against a wall installation

Operations from the front

- Replace ink
- Load paper
- Remove output
- Clear jam



Flush against a wall



# Easy Roll Loading by Slide-in Style



## Easily loaded with a natural posture

### 1. Temporarily set the roll on top

Easy to reach from the front of the printer



Pre-loading position is 70 mm closer to the front than on current model (iPF670E)

← About 70 mm


### 2. Simply slide the roll along guide rails

The printers automatically determine whether a roll or sheet is loaded

# Improvement on Paper Loading

## Easy detachable Holder Stopper

iPF



TM



Unlock

Lock



Smaller grip/Parts modification  
→ Easy to handle

Change lever handle and display  
→ Easy to understand

# Management of Remaining Paper

## 2 ways to estimate when paper is running out during printing

Displays a warning on the panel  
(New with TX series)

Easily estimates the amount left  
without printing barcodes


No ink or paper is used and  
saves time for printing/  
scanning barcodes

Notice list
! Roll paper is running low.

Displays just warning

Print barcodes  
(As with current models)

Exact detection of paper type  
and remaining amount



Print information such  
as paper type and  
remaining in barcodes

Notice list	Ready to print
! Roll paper is running low.	Plain Paper A1 (20.0m)
	Replace paper    Feed/Cut
	⏪ ⏩ ⚙️ ☰

Displays  
paper type and  
remaining amount  
besides warning

# Support Large Diameter Rolls

**Contribution on low running cost operation**



Up to 150mm diameter rolls can be loaded

# Intuitive Operation Panel

**Even inexperienced users can operate LFP**

Often-used functions  
on top-level screen

➔ Immediate access


Touchscreen

➔ Convenience

colour screen with  
ample icons

➔ Visibility

3.0-inch colour LCD



TM Series

2.6-inch B&W LCD



iPF770

# Media Assistance for Media Operations

## Video assistance for loading media or clearing jams



For details on loading each media type, scan the QR Code with a smartphone to open the Online Manual.

QR Code




Access from a QR code displayed on the printer operation panel

Access from mobile print app Canon PRINT Inkjet/SELPHY

\*Can be accessed from Status Monitor

# New Small 55ml Ink Tank

**Reduce unit price by smaller capacity**

	iPF770	TA-20/30	TM-300/305
Ink capacity by unit	 130ml	 55ml	 130ml / 300ml
Total ink capacity in box	540ml (90ml × 6 units)	330ml (55ml × 6 units)	490ml (MBK 130ml × 1 unit, Others 90ml × 4 units)
Tank Q'ty to be installed	6 Units	5 Units	5 Units

# Free-size Borderless Print

## Usability in poster creation

TA series



Free-size borderless print

Competitor



Borderless isn't available  
(Need to cut four side)



# Three Side Borderless Print

**Various size borderless print from one size roll**



Free-size borderless print

Free-size borderless print


(Simulated image)

# Hot-Swap Ink Tanks

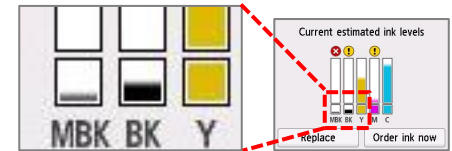
## Ink tank replacement during printing



- Reduces downtime in continuous printing
- Easy to use all ink in the ink tank



Even if the ink tanks run out of ink, printers keep some ink in reserve in sub-ink tanks



Visual display indicates ink remaining in 3 levels

# Light/Small Box size [TA-20 Printer]

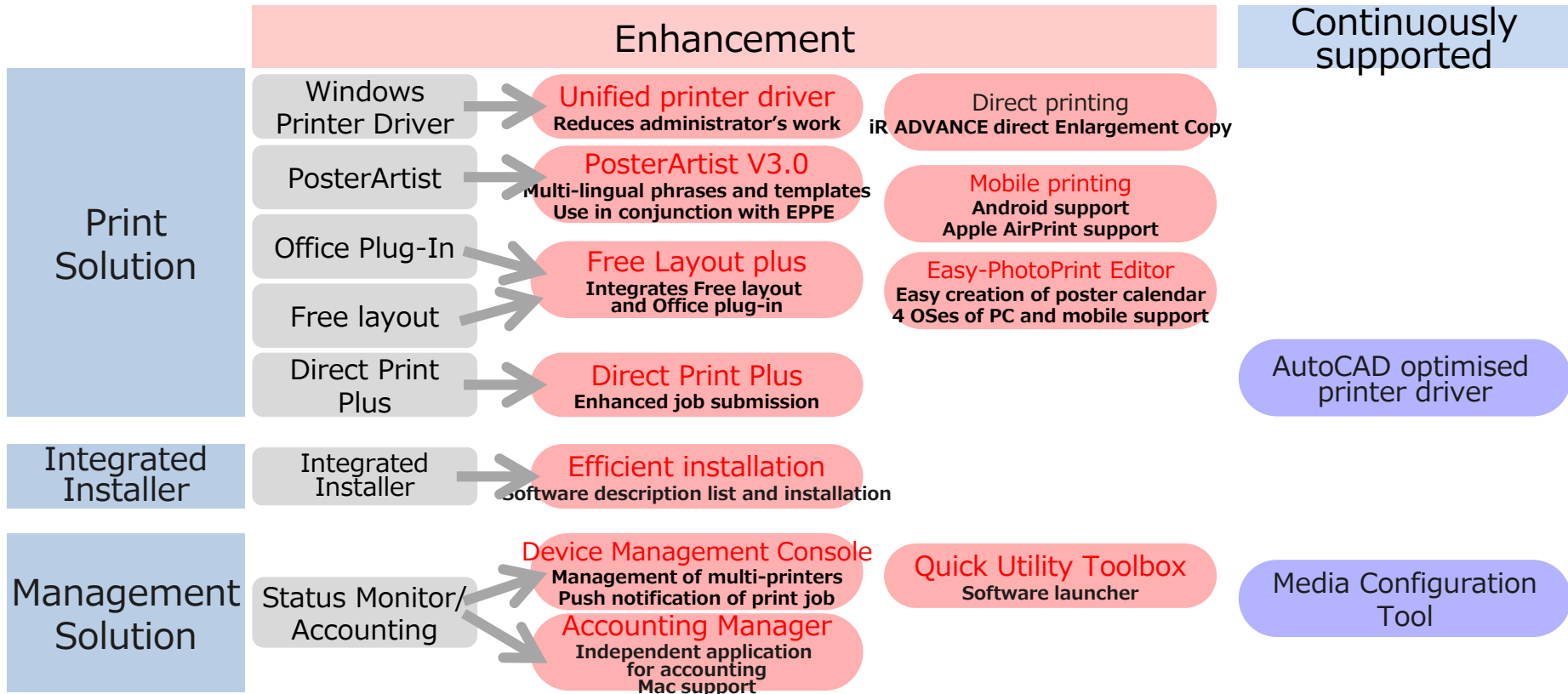


3 dimension TTL: Under 260cm/50kg



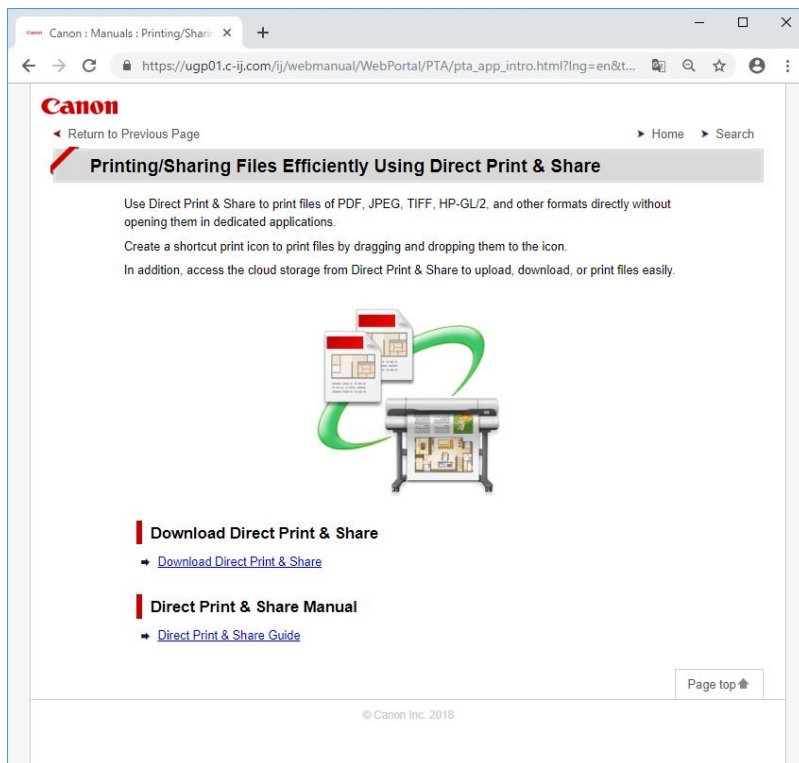
Software

# Ample Software Solution



# Software Support

## Introduce various software solution via web site



Canon : Manuals : Printing/Share


Return to Previous Page Home Search

### Printing/Sharing Files Efficiently Using Direct Print & Share

Use Direct Print & Share to print files of PDF, JPEG, TIFF, HP-GL/2, and other formats directly without opening them in dedicated applications.

Create a shortcut print icon to print files by dragging and dropping them to the icon.

In addition, access the cloud storage from Direct Print & Share to upload, download, or print files easily.



**Download Direct Print & Share**

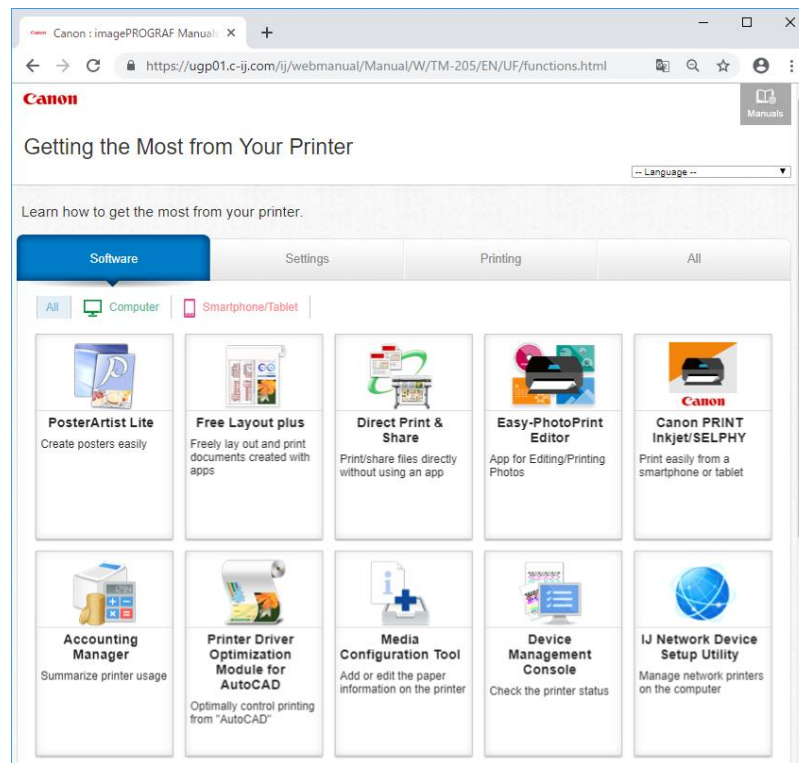
- [Download Direct Print & Share](#)

**Direct Print & Share Manual**

- [Direct Print & Share Guide](#)

Page top

© Canon Inc. 2018













Canon : imagePROGRAF Manual

### Getting the Most from Your Printer

Learn how to get the most from your printer.

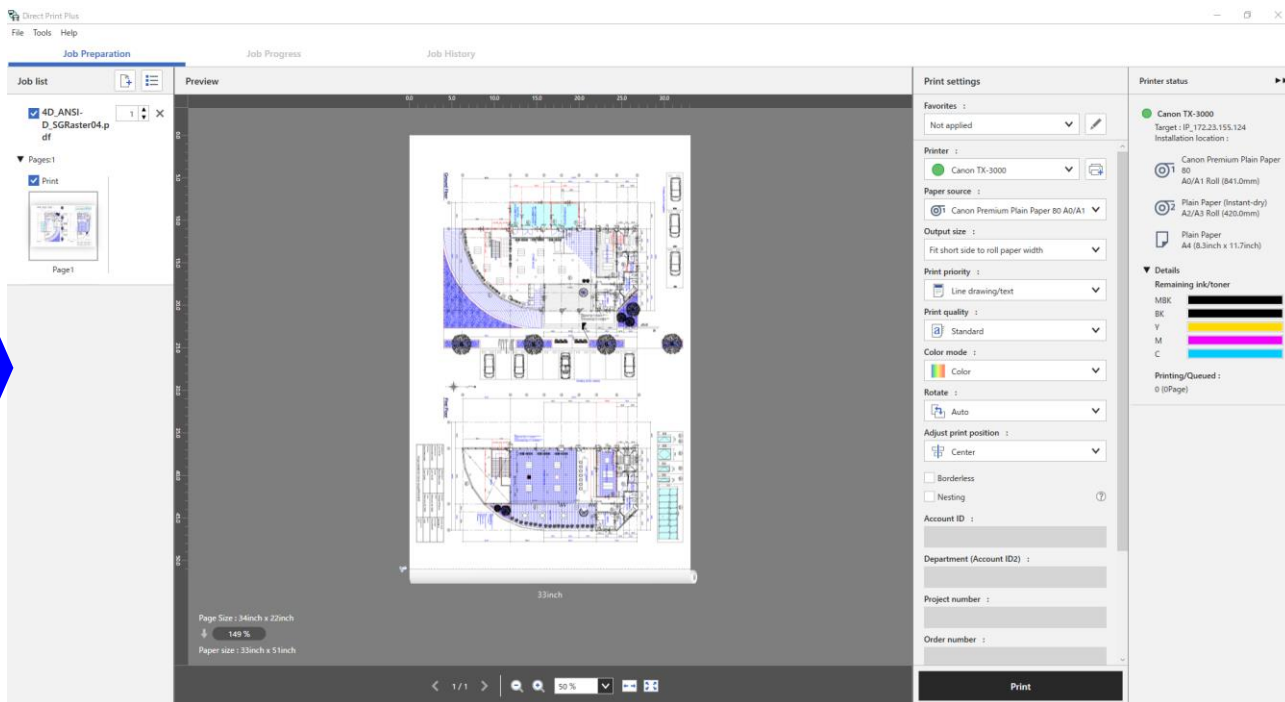

Software Settings Printing All

All Computer Smartphone/Tablet

 <p><b>PosterArtist Lite</b> Create posters easily</p>	 <p><b>Free Layout plus</b> Freely lay out and print documents created with apps</p>	 <p><b>Direct Print &amp; Share</b> Print/share files directly without using an app</p>	 <p><b>Easy-PhotoPrint Editor</b> App for Editing/Printing Photos</p>	 <p><b>Canon PRINT Inkjet/SELPHY</b> Print easily from a smartphone or tablet</p>
 <p><b>Accounting Manager</b> Summarize printer usage</p>	 <p><b>Printer Driver Optimization Module for AutoCAD</b> Optimally control printing from "AutoCAD"</p>	 <p><b>Media Configuration Tool</b> Add or edit the paper information on the printer</p>	 <p><b>Device Management Console</b> Check the printer status</p>	 <p><b>IJ Network Device Setup Utility</b> Manage network printers on the computer</p>

# Direct Print Plus

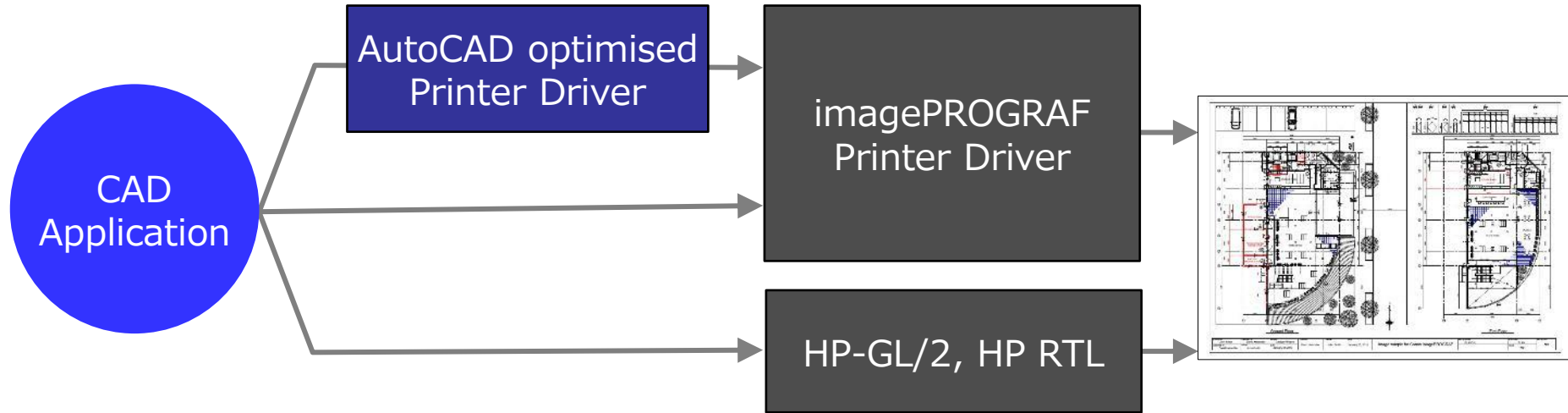
## Job submission tool enabling efficient print workflow



(Simulated image)

# AutoCAD optimised Printer Driver

**Faithful printing of drawing data created with AutoCAD**

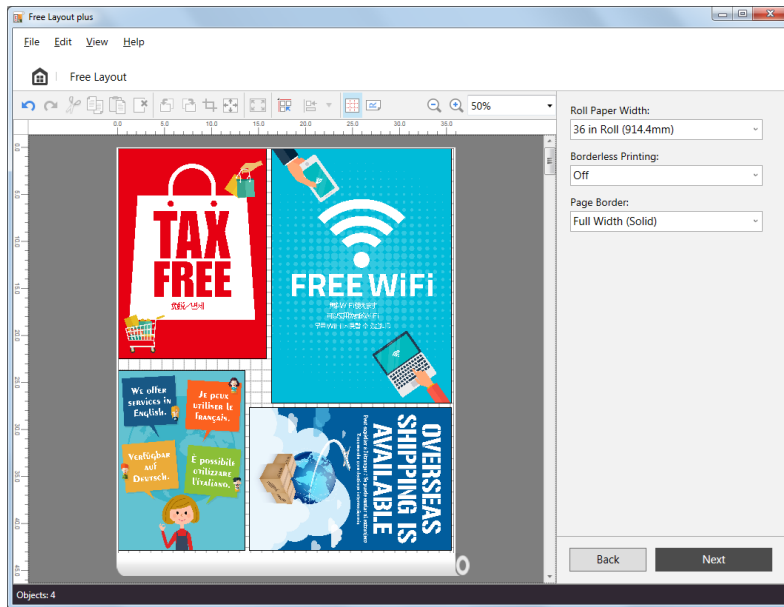
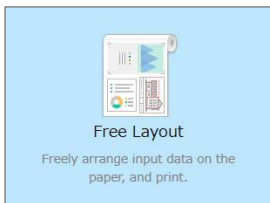


(Simulated image)



# Free Layout plus

## Free layout features

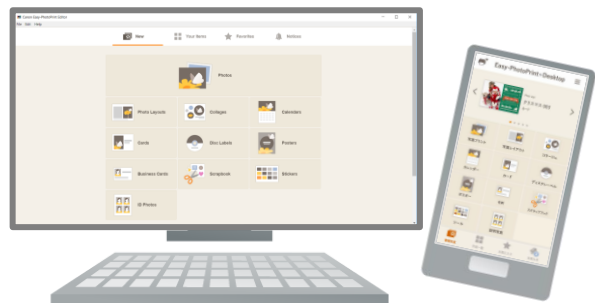


Efficient printing  
by saving paper


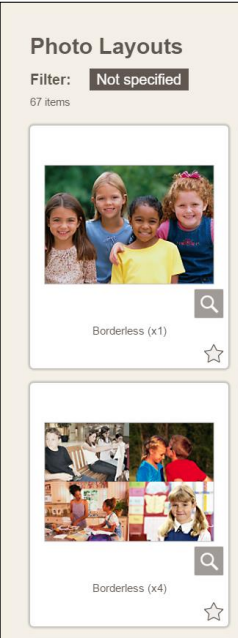
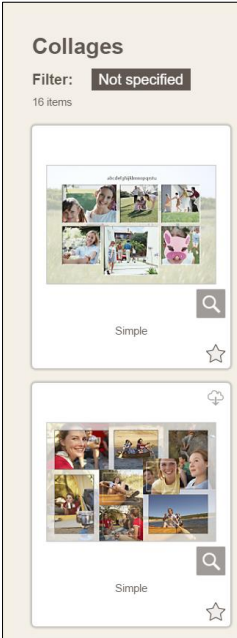
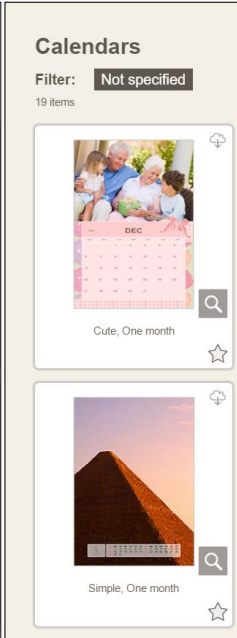
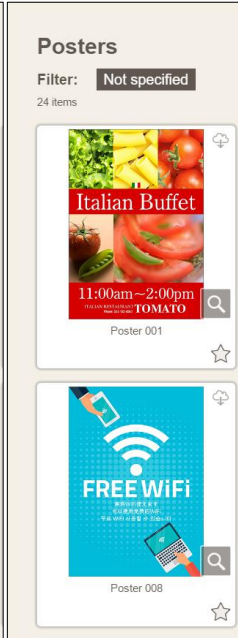
Originals from various applications can be freely arranged on a page before printing

# Easy-PhotoPrint Editor

## Simple and convenient creation of posters



Supports Windows, Mac, iOS, Android

Photo Print	Photo Layouts	Collages	Calendars	Posters
	<p>Filter: <b>Not specified</b> 67 items</p> 	<p>Filter: <b>Not specified</b> 16 items</p> 	<p>Filter: <b>Not specified</b> 19 items</p> 	<p>Filter: <b>Not specified</b> 24 items</p> 

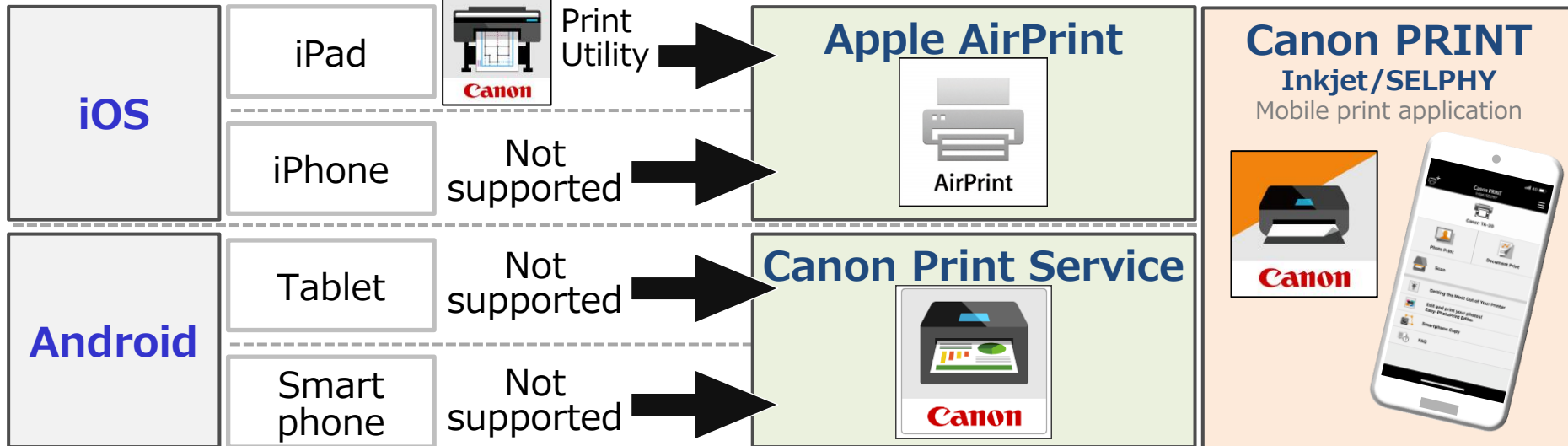
Poster can be created from Mac and mobile devices

# Wi-Fi Mobile Printing Application

## Wi-Fi Mobile Printing Application

iPF780/770

TA/TM series



Android is a trademark of Google LLC

AirPrint and the AirPrint logo are trademarks of Apple Inc.

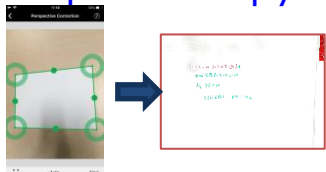
# Canon PRINT Inkjet/SELPHY

## Easily print from smartphone

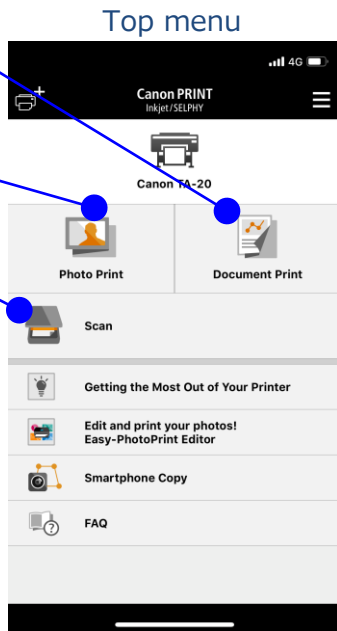
Print from Microsoft documents

Photo print

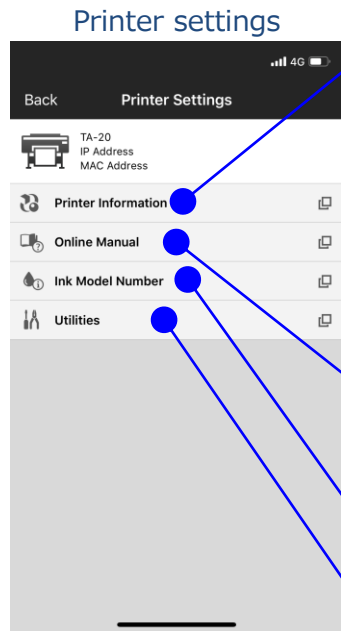
Smartphone Copy



Take a photo of whiteboard and straighten distortion to print  
→ Shared right away at the meeting



## Quickly check printer status and ink level

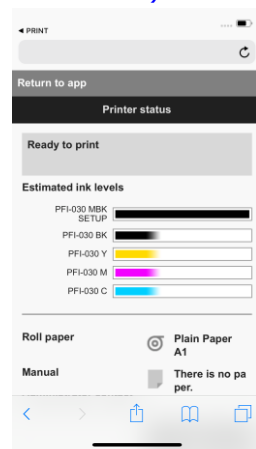


Displays printer status and ink level (Remote UI)

Manual incl. video

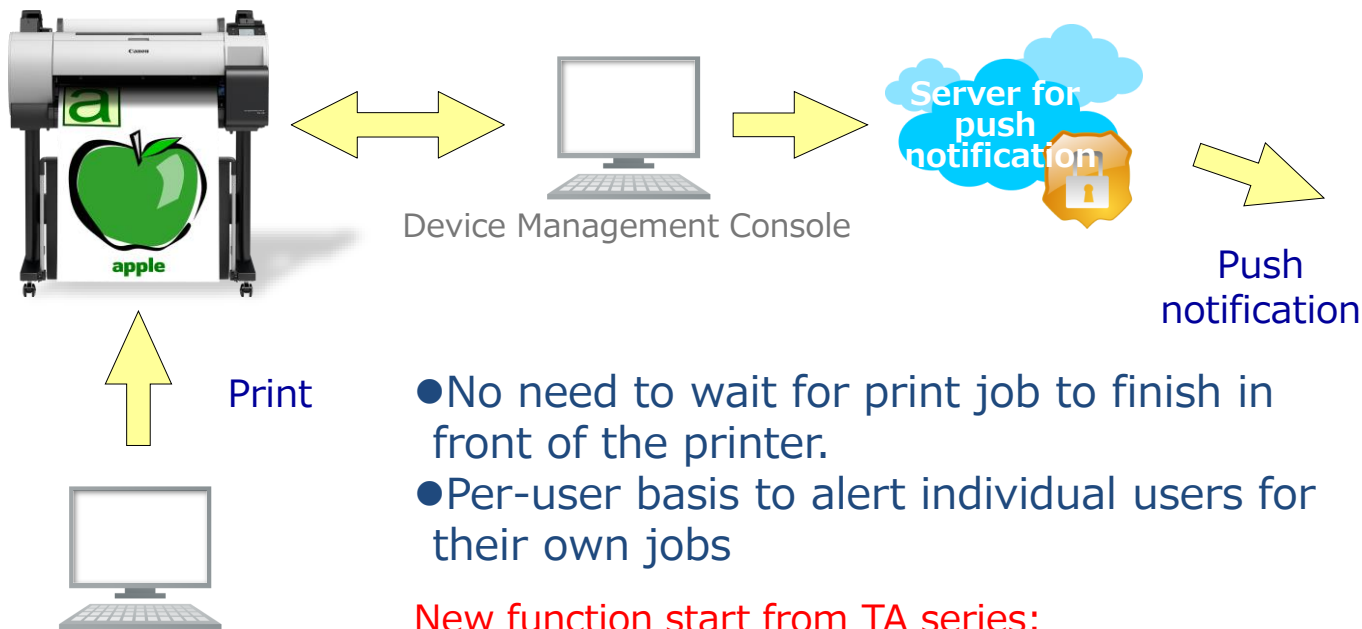
Ink model info

Print patterns to check or adjust nozzle (Remote UI)



# Canon PRINT Inkjet/SELPHY

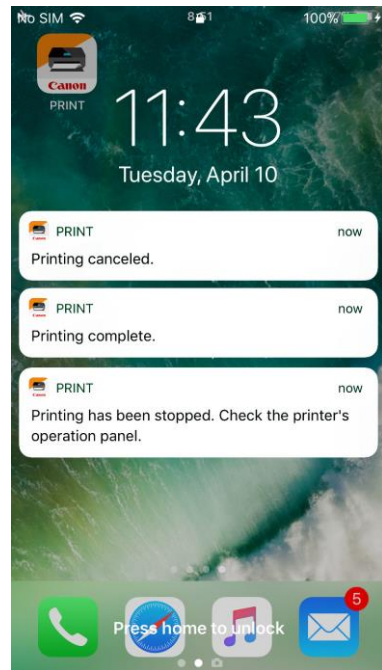
## Push notification to registered smartphones



- No need to wait for print job to finish in front of the printer.
- Per-user basis to alert individual users for their own jobs

New function start from TA series:

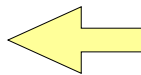
- Error(Paper jam/low ink volume etc.) notice
- Link to web manual from push notice window



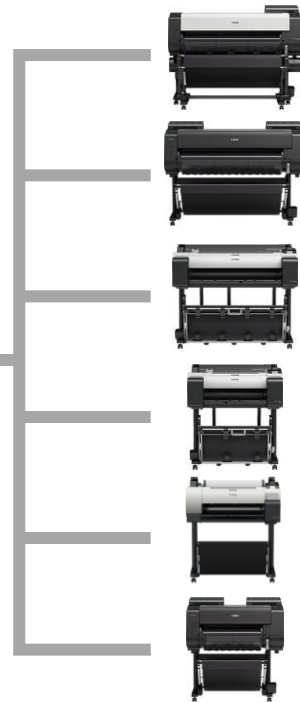
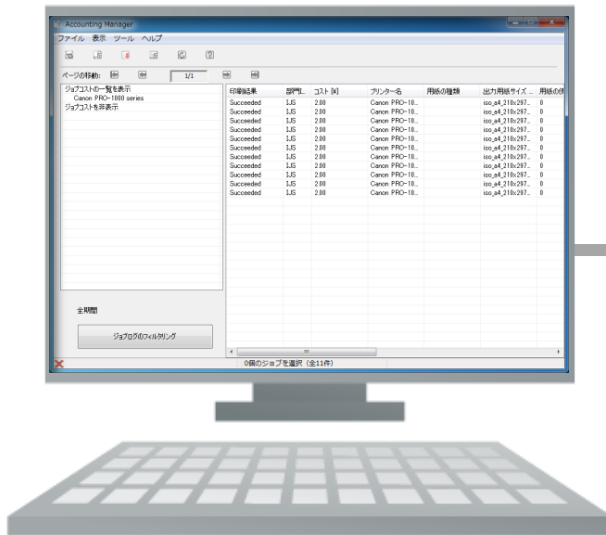
# Accounting Manager

## Centralized management of multiple printers

- CSV files can be output
- Printing costs for each print job, each department or user



- Supports Windows and Mac

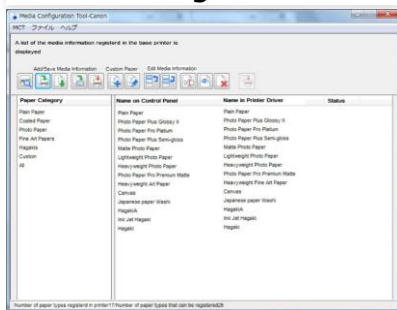


# Media Configuration Tool

Media information can be updated to suit user's needs



## Media Configuration Tool

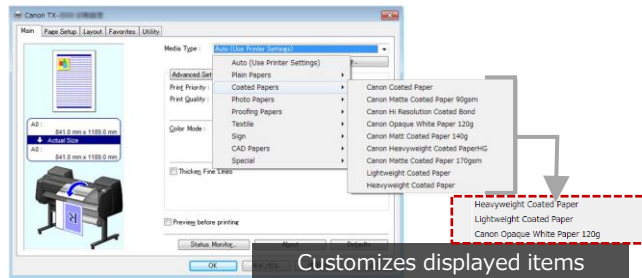


Creates and edits print settings

## Edit

Managing media information displayed in the printer driver UI

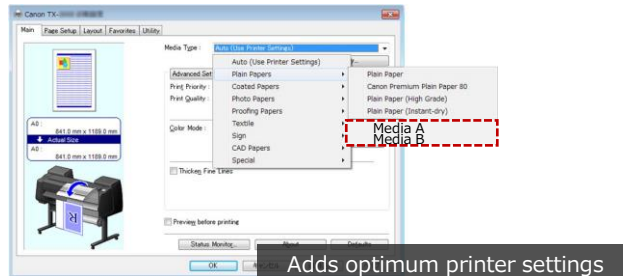
Renaming, showing/hiding, and rearranging media



Customizes displayed items

## Create/Include

Adding media information



Adds optimum printer settings

[Items] Paper feed adjustment, ink drying time, ICC profile setting, and others

Optimum print settings for various media can be managed

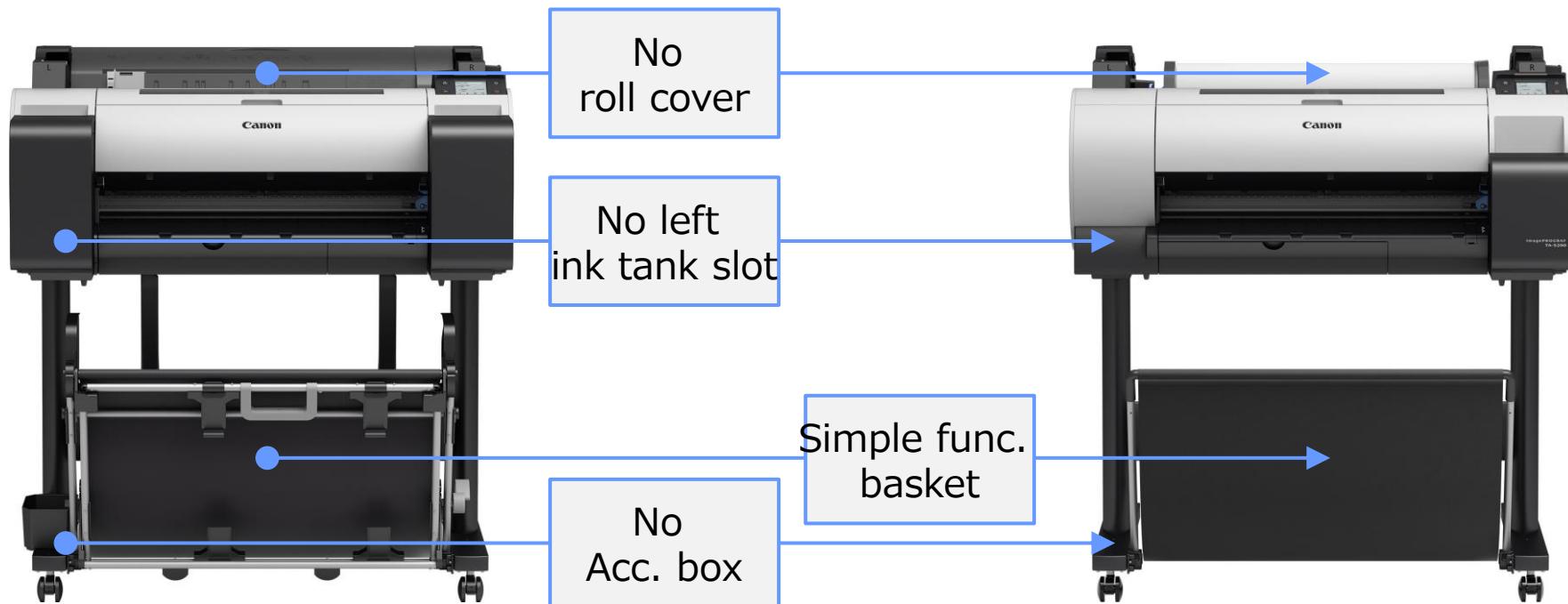
\*\*Current Dye and pigment 5-colour ink models do not support creating custom media information

Differences from  
Other Canon Model





# Diff. from TM series [Appearance]



TM-200

TA-20

# Diff. from TM series [Appearance]



TM-200

Smaller ink tank cover



TA-20

imagePROGRAF

**TA** Series

Canon  
imagePROGRAF  
TM Series



# Progress of CAD/Poster Models

iPF700/600



- 1-inch print head
- Dye and pigment reactive ink

iPF720/605



- Built-in HDD

iPF765/760



- Job submission tool "Direct Print & Share"

iPF770/670



2006

2007

2008

2009

2013

2014

2015

2018

- Installation flush against wall
- Hot-swap ink tanks



iPF710/610



iPF755/750/655/650



iPF785/780/685/680

NEW



TM Series

# TM Series



Pigment ink

(same ink system as with TX series)



# TM Series Product Line

36-inch



TM-305

Built-in HDD

Direct printing  
from USB flash drive



TM-300

24-inch



TM-205

Built-in HDD

Direct printing  
from USB flash drive



TM-200

# MFP Solution Line

T36/T25



TM-305

TM-205

L36ei/L24ei



TM-300

TM-200



# Key Technologies

## New technologies focused on mid/entry-level market

- 60% quieter operation than current models
  - Dampens operation noise
  - Eliminates distracting noise
- World's smallest-class footprint
  - Redesigned internal parts layout
- Straightforward to operate
  - Easy paper handling, colour LCD



## Core technologies used in high-end models

- optimised processing in continuous printing
  - Over 20% faster than iPF770
- IJ Core technologies



# Demand for quieter Office

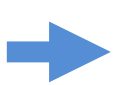
## Operation noise was carefully dampened and improved

TM Series

Rising demand for quieter office



Phone



Email

- Change in communication
- Shift to quieter office

Increasing of quieter operation of office equipment

Examples

Laser MFP



**61% quieter**

compared to predecessor model

FUJI XEROX  
ApeosPort-V C4475  
C3 Finisher \*1

Ventilation System



**50% quieter**

compared to predecessor model

Daikin  
Ventilation System \*2

LCD Projector



**88% quieter**

compared to predecessor model

Sony  
Data Projector  
SY-VPLCW256 \*3



Dampens operation noise  
Eliminates distracting noise

Peaceful and comfortable  
Working environment

From:

- \*1 [https://www.fxap.com.sg/product/pdf/PJC-0039\\_ap\\_ap7775brochure\\_a4web.pdf](https://www.fxap.com.sg/product/pdf/PJC-0039_ap_ap7775brochure_a4web.pdf)
- \*2 <https://www.daikinaircon.com/catalog/va/kinou2/tokuchou/>
- \*3 [https://pro.sony/en\\_BA/products/business-installation-projectors/vpl-cw256](https://pro.sony/en_BA/products/business-installation-projectors/vpl-cw256)  
<http://www.projectorcentral.com/Sony-VPL-CW125.htm>

# Pigment Ink



Target  
Market

**Current 5-colour  
Dye & Pigment Ink**

**New 5-colour  
Fully Pigment Ink**

IJ  
CAD

Clear and sharp line  
on IJ plain paper

Entry-Level  
LED

Acceptable quality  
on uncoated paper

- Improved quality on uncoated paper
- Improved water resistance

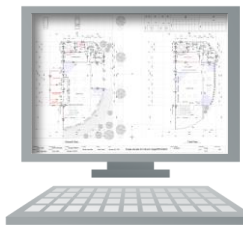
IJ  
Poster

Vivid colour expression  
on IJ paper (Matte/Glossy)

Low-Cost  
Poster

Acceptable quality  
on IJ plain paper

- Improved quality on IJ plain paper
- Improved weather resistance



**CAD**

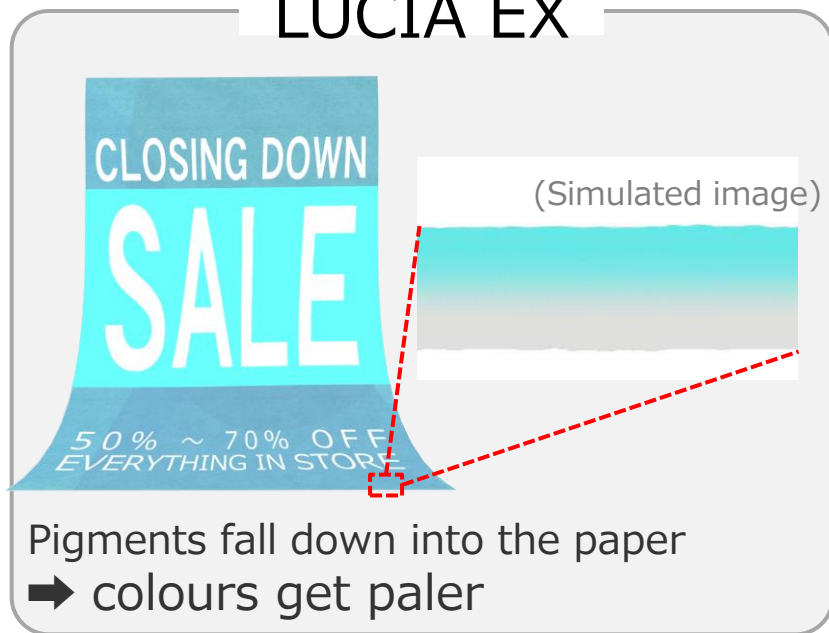


**Poster**

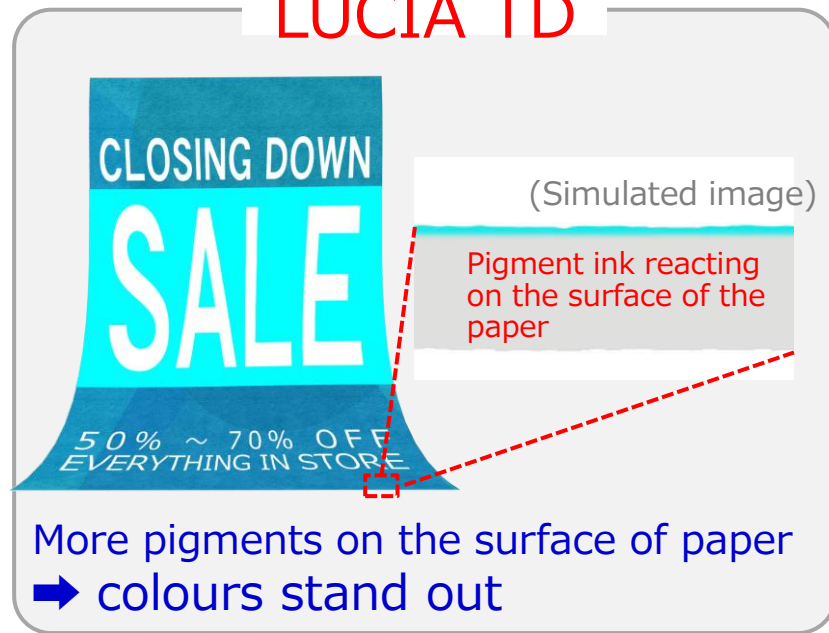
# Vivid Colour Poster

## Better colour expression even on plain paper

LUCIA EX



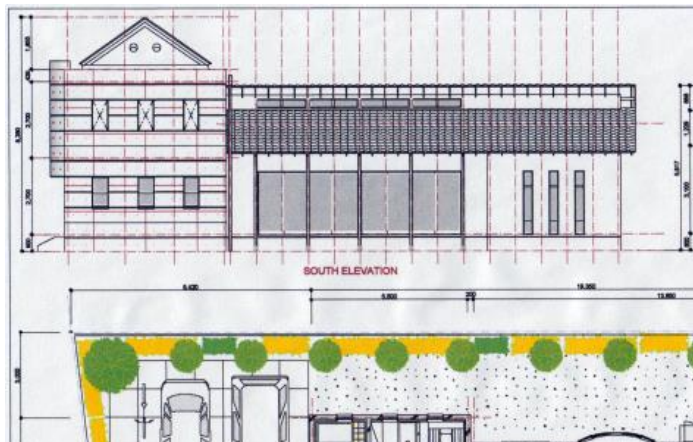
LUCIA TD



# Water-Resistance Media

## Water resistance enabling for outdoor viewing

TM Series



The drawings were printed on uncoated paper. After a lapse of a day, water was poured over the drawings and the drawings were kept dried.



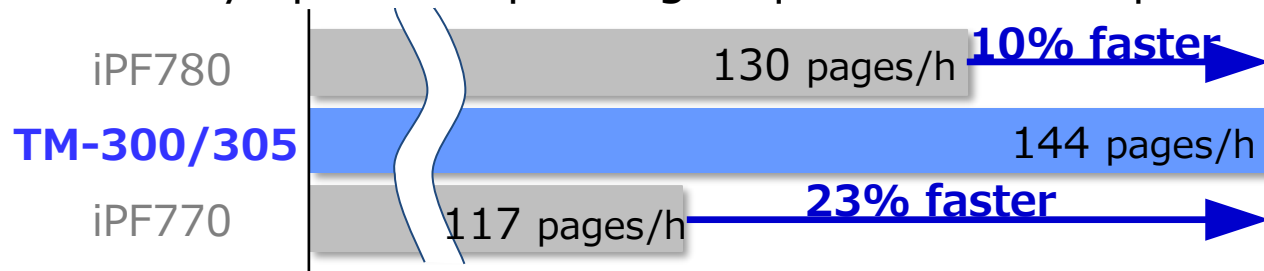
Current dye and pigment ink model\*  
\*iPF780



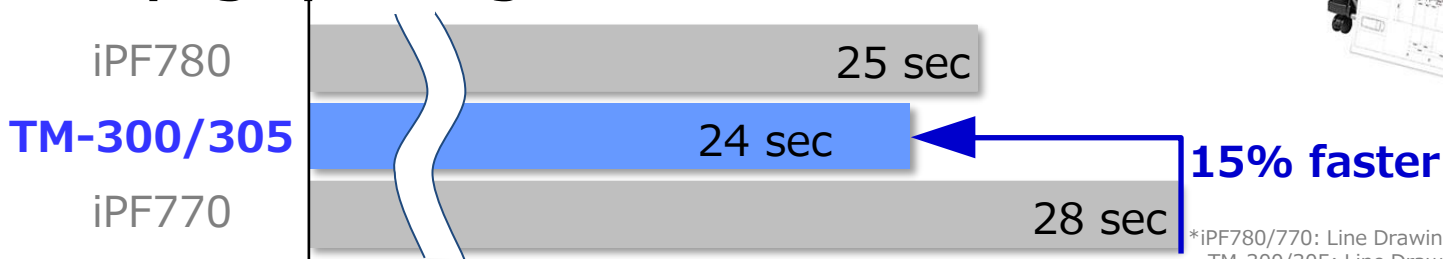
# Fast Printing

## ● Continuous printing [1-hour continuous printing, A1 landscape drawing, plain paper, fastest mode\*]

Faster by optimised printing sequence such as processing between pages



## ● 1-page printing [A1 portrait drawing, plain paper, fastest mode\*]



\*iPF780/770: Line Drawing/Text, Fast(300 dpi) with Economy printing  
TM-300/305: Line Drawing/Text, Custom Setting: 5

# Easy Roll Loading by Slide-in Style



## Easily loaded with a natural posture

### 1. Temporarily set the roll on top

Easy to reach from the front of the printer



Pre-loading position is 70 mm closer to the front than on current model (iPF780)

← About 70 mm

### 2. Simply slide the roll along guide rails

The printers automatically determine whether a roll or sheet is loaded

# Intuitive Operation Panel

**Even inexperienced users can operate LFP**

Often-used functions  
on top-level screen

→ Immediate access

Touchscreen

→ Convenience

colour screen with  
ample icons

→ Visibility

3.0-inch colour LCD



TM Series

2.6-inch B&W LCD



iPF780

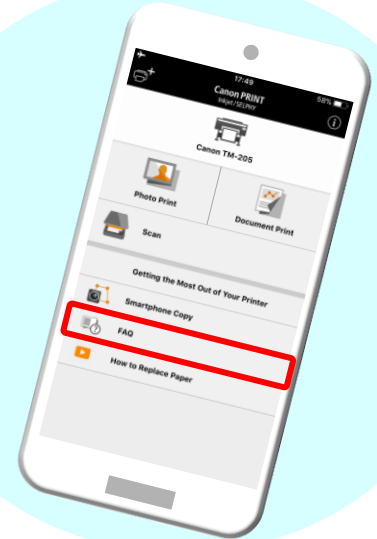


# Media Assistance for Media Operations

## Video assistance for loading media or clearing jams

For details on loading each media type, scan the QR Code with a smartphone to open the Online Manual.

QR Code




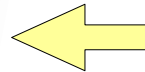
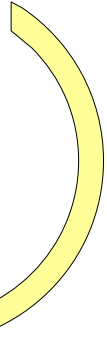

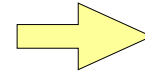
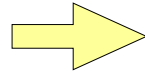
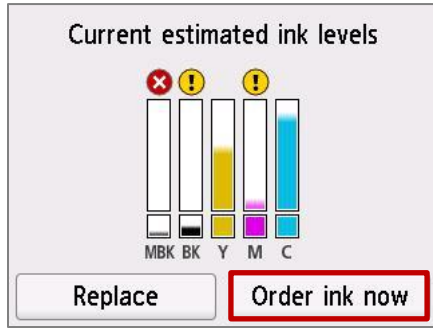
Access from a QR code displayed on the printer operation panel

Access from mobile print app Canon PRINT Inkjet/SELPHY

\*Can be accessed from Status Monitor

# Reseller Info Guides Users to Purchasing Inks

## Reseller info can be displayed in colour



# Management of Remaining Paper

## 2 ways to estimate when paper is running out during printing

Displays a warning on the panel  
(New with TX series)

Easily estimates the amount left  
without printing barcodes

No ink or paper is used and  
saves time for printing/  
scanning barcodes

Notice list
! Roll paper is running low.

Displays just warning

Print barcodes  
(As with current models)

Exact detection of paper type  
and remaining amount



Print information such  
as paper type and  
remaining in barcodes

Notice list	Ready to print
! Roll paper is running low.	Plain Paper A1 (20.0m)
	Replace paper    Feed/Cut
	⏪ ⏩ ⚙️ ☰

Displays  
paper type and  
remaining amount  
besides warning

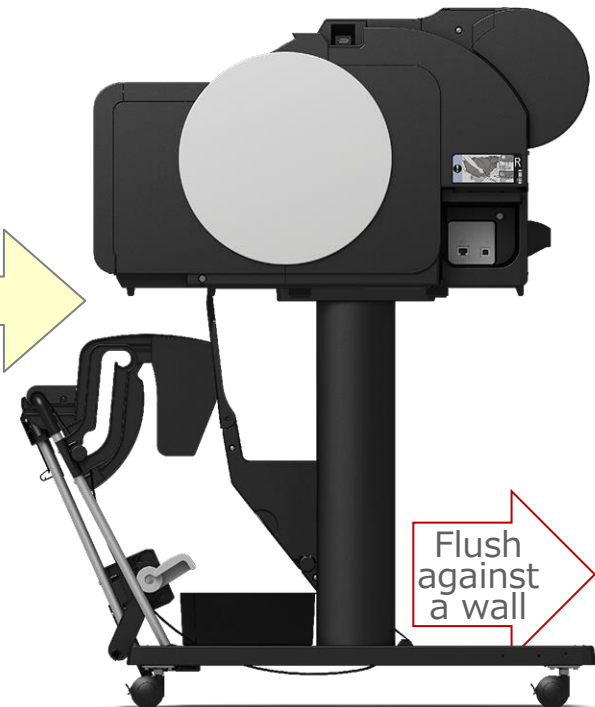
# Fully-Front Accessible Operation

- **Simple and easily accessible operation**
- **Space-saving**

Compact design and flush against a wall installation

Operations from the front

- Replace ink
- Load paper
- Remove output
- Clear jam



Flush against a wall

# Stacking Basket for Plain Paper Drawings

**Printouts can be removed in front of the printer from a natural stance**

Holds 20 sheets of standard sizes of plain-paper drawings face-down in the order of printing

➔ **Eliminates the hassle of resorting**

SD-32/23



Draped position



Flat position

# Ink Tanks Sizes in All colours Are Available



300 ml



130 ml

*Combination of different tank sizes can be used*



\* Starter ink tank capacity:


MBK	130 ml
C/M/Y/BK	90 ml

# Hot-Swap Ink Tanks

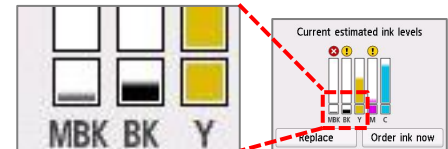
## Ink tank replacement during printing



- Reduces downtime in continuous printing
- Easy to use all ink in the ink tank



Even if the ink tanks run out of ink, printers keep some ink in reserve in sub-ink tanks



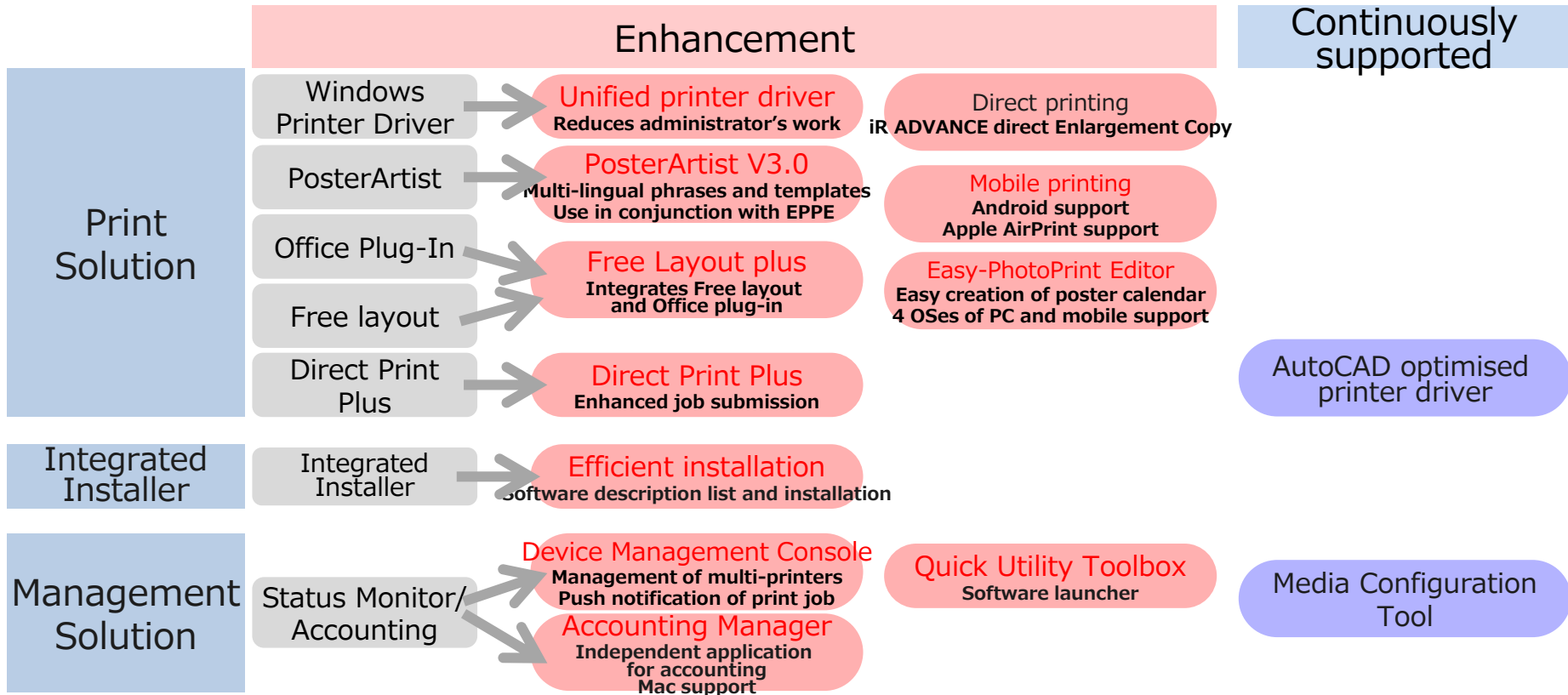
Visual display indicates ink remaining in 3 levels

Software



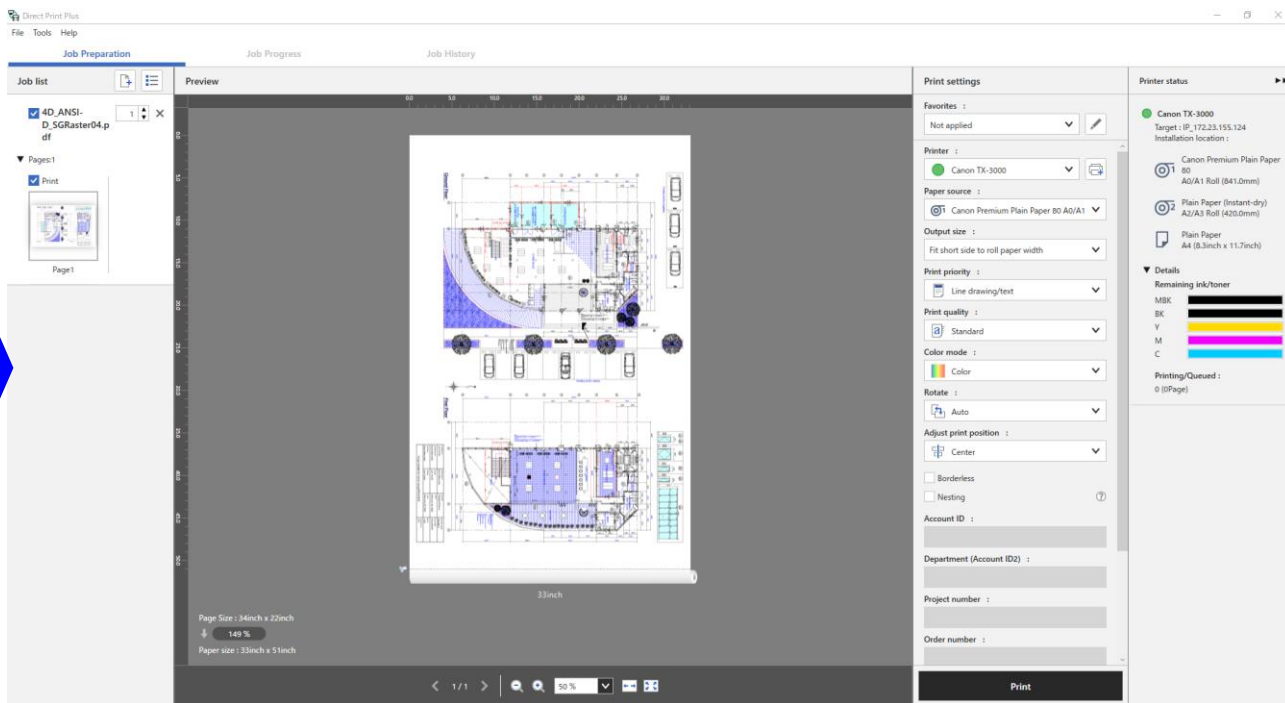



# Ample Software Solution



# Direct Print Plus

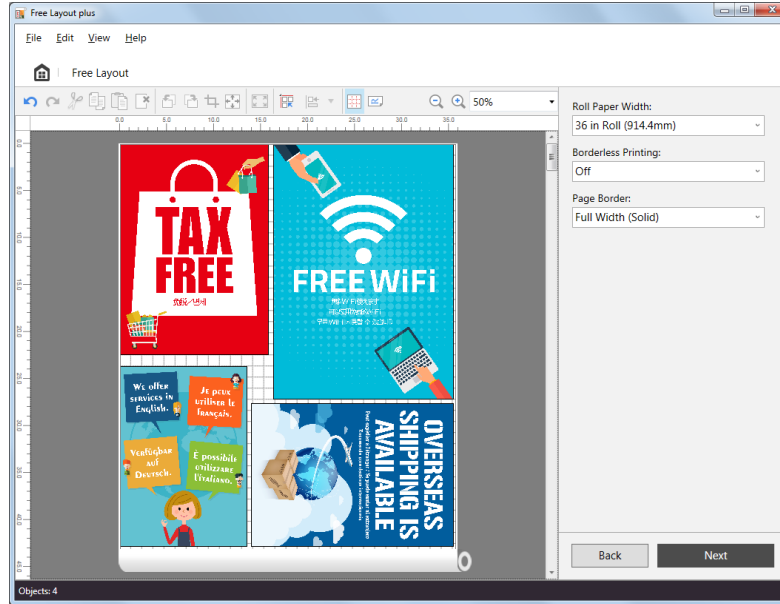
## Job submission tool enabling efficient print workflow



(Simulated image)

# Free Layout plus

## Free layout features

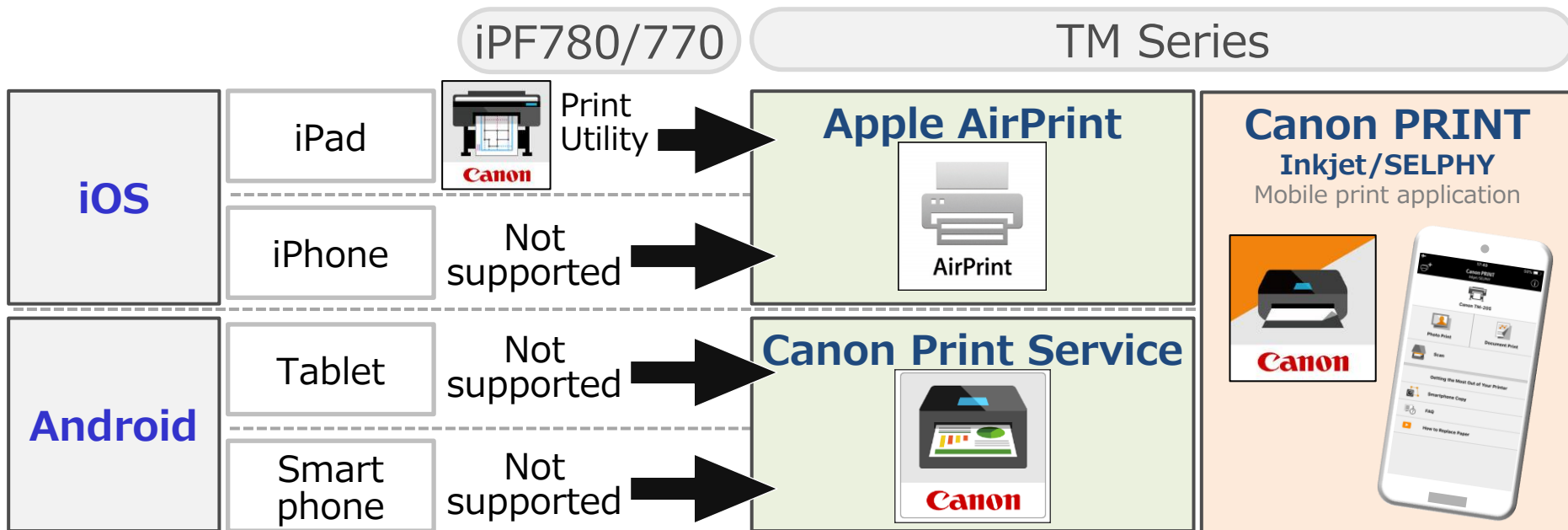


Efficient printing  
by saving paper

Originals from various applications can be freely arranged on a page before printing

# Wi-Fi Mobile Printing Application

## Supports printing from iOS and Android



Android is a trademark of Google LLC

AirPrint and the AirPrint logo are trademarks of Apple Inc.

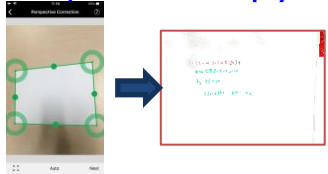
# Canon PRINT Inkjet/SELPHY

## Easily print from smartphone

Print from Microsoft documents

Photo print

Smartphone Copy

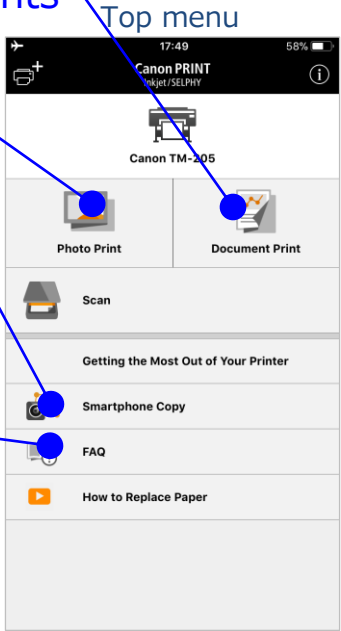


Take a photo of whiteboard and straighten distortion to print  
→ Shared right away at the meeting

Video assistance



Video instructions on loading media and clearing jams

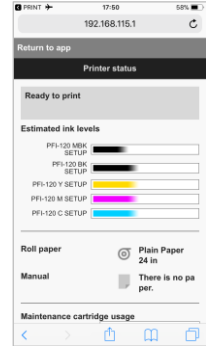

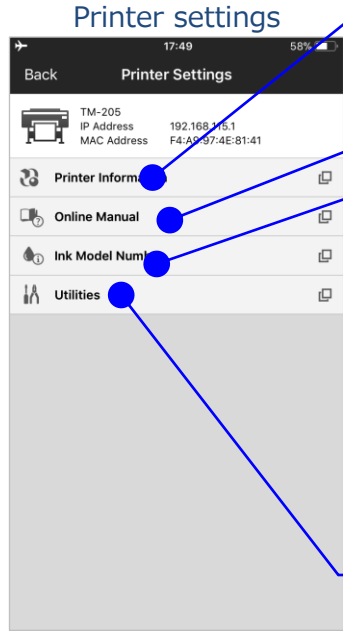


## Quickly check printer status and ink level

Displays printer status and ink level (Remote UI)

Manual

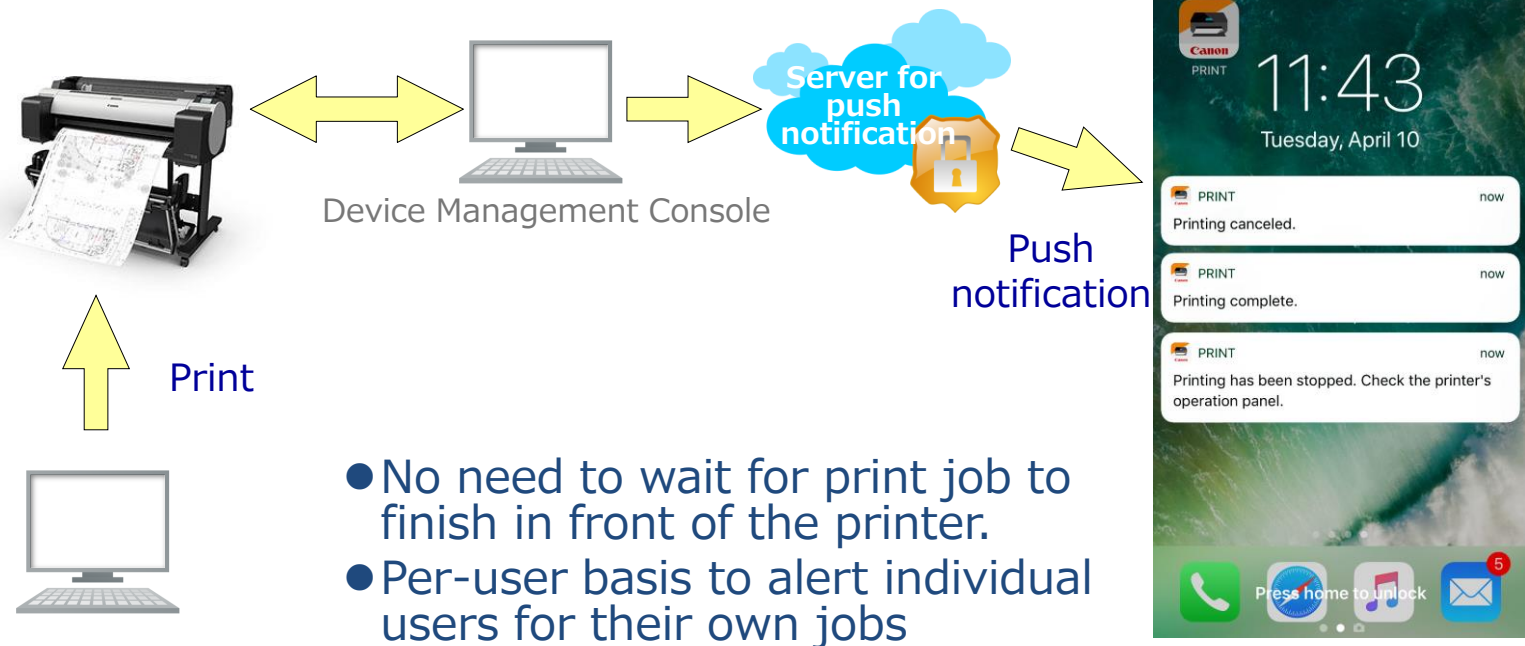
Ink model info



Print patterns to check or adjust nozzle (Remote UI)

# Canon PRINT Inkjet/SELPHY

## Push notification to registered smartphones



# Direct Printing from USB Flash Drive

## Easy enlargement copy without using a PC



Available for TM-305 and TM-205

Supported  
file format:



Multiple-page files can be printed



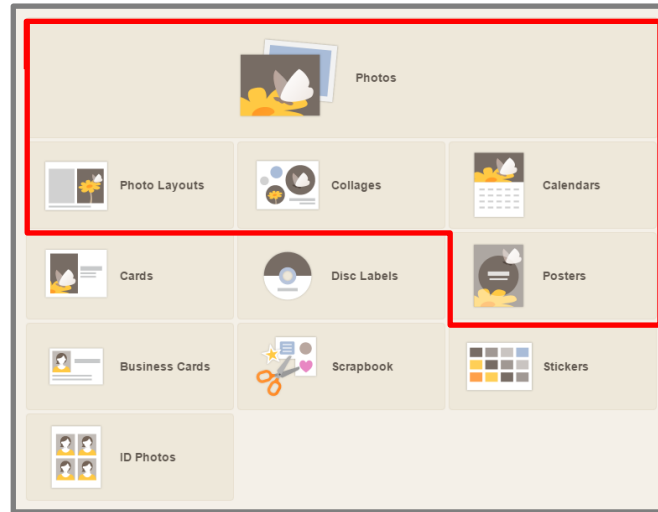
Preview in the operation panel

# Easy-PhotoPrint Editor

## Simple and convenient creation of posters



Supports Windows, Mac, iOS, Android



Available with TM Series\*

- Photo print
- Photo layout
- Collage
- Calendar
- Poster

\*To be released in December 2018

Available with PIXMA Series

Poster can be created from Mac and mobile devices



# Easy-PhotoPrint Editor

**Easy created in 4 steps**



Select menu

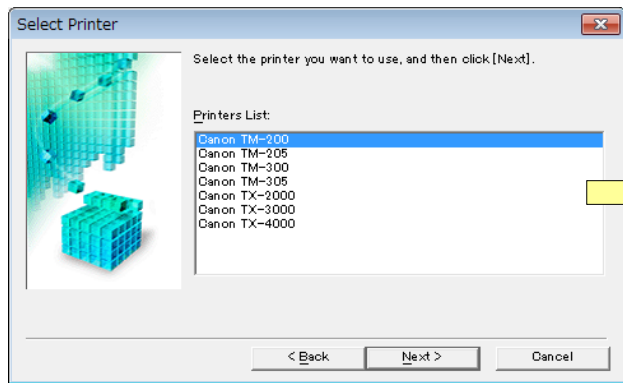
Select  
template

Edit

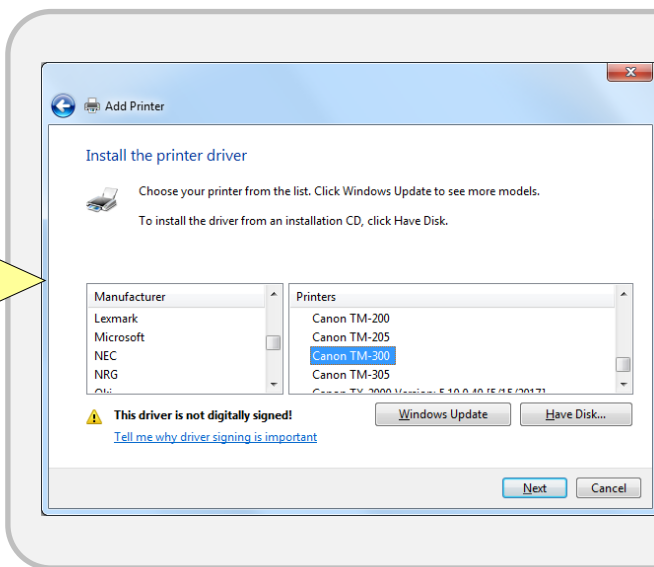
Print

# Unified Printer Driver for TM Series

**Saves time and effort by system administrators**



1. Install any of the printers



2. [Add Printer] to add a new model



TX Series

- TX-4000
- TX-3000
- TX-2000



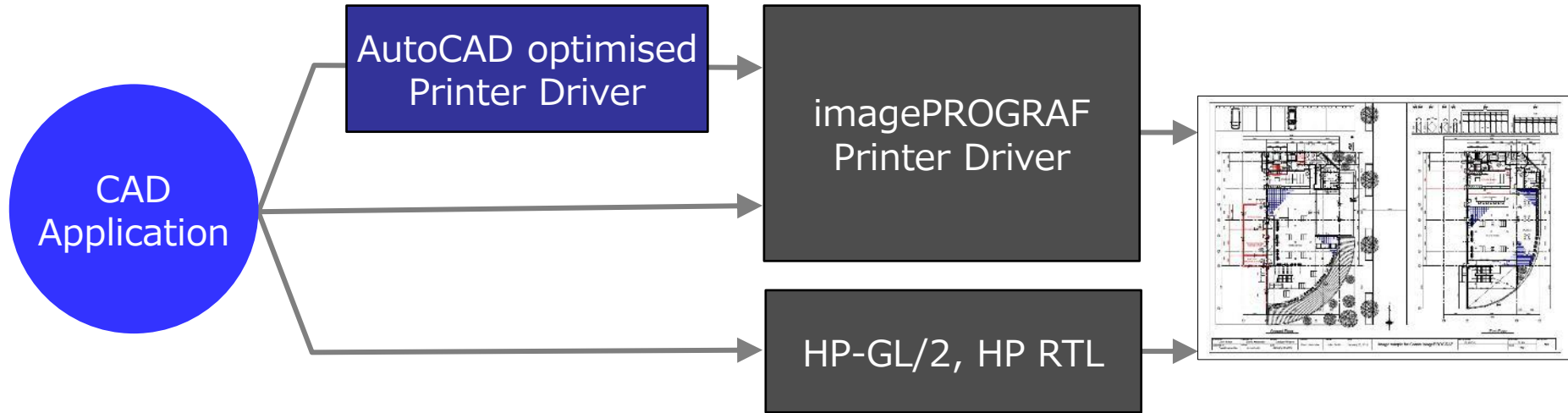
TM Series

- TM-305
- TM-300
- TM-205
- TM-200

\*Windows only

# AutoCAD optimised Printer Driver

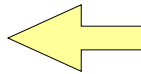
**Faithful printing of drawing data created with AutoCAD**



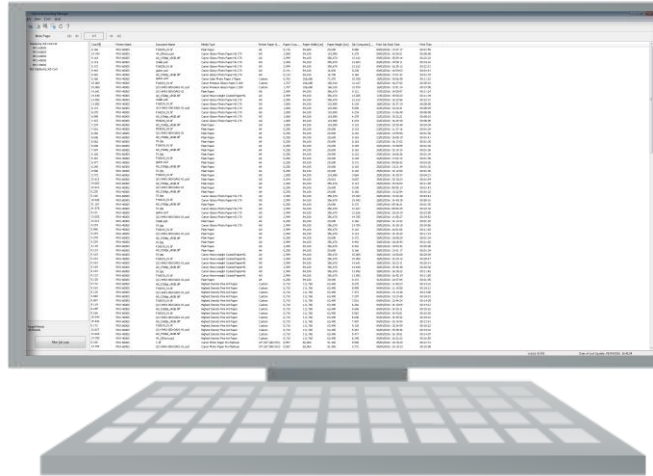
# Accounting Manager

## Centralized management of multiple printers including TX series and PRO series

- CSV files can be output
- Printing costs for each print job, each department or user

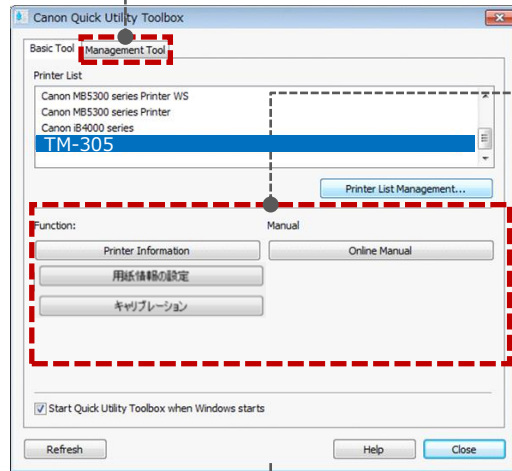


- Supports Windows and Mac



# Quick Utility Toolbox

## Easy access to application and functions for TM series



Basic Tool
Remote UI
Media Info Setting
Manual

Management Tool
Accounting Manager
Device Management Console
Media Configuration Tool

\*TM series does not support colour calibration

Click the icon residing in the system tray to display a pop-up window

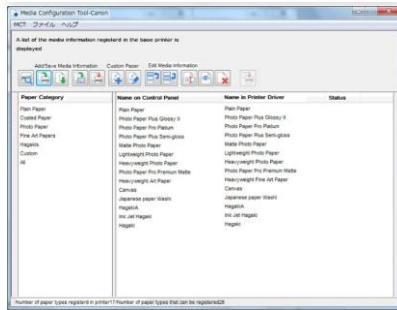


# Media Configuration Tool

**Media information can be updated to suit user's needs**



## Media Configuration Tool



Creates and edits print settings

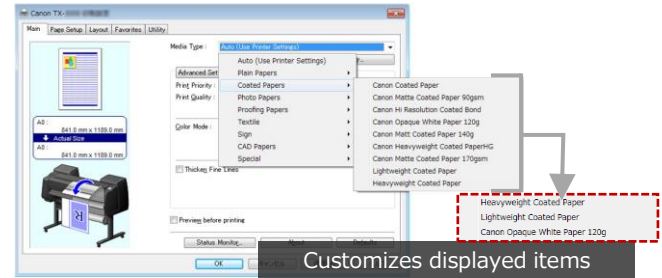
**Edit**

Managing media information displayed in the printer driver UI

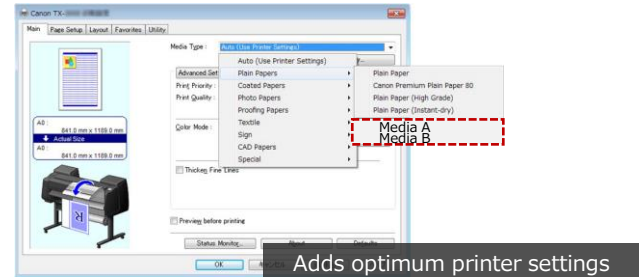
Renaming, showing/hiding, and rearranging media

**Create/Include**

Adding media information



Customizes displayed items



Adds optimum printer settings

[Items] Paper feed adjustment, ink drying time, ICC profile setting, and others

**Optimum print settings for various media can be managed**


\*\*Current Dye and pigment 5-colour ink models do not support creating custom media information

# Comparison with previous models: External Design

iPF780



TM-300



- Refined look without superfluous protrusions
- Black and white colour scheme with greater contrast

## Comparison with previous models: External Design

iPF780



TM-300



- White slide cover, accentuating the cylindrical shape
- Bottom surface of printer body lowered




# Comparison with previous models: External Design

iPF780



TM-300



- Improved usability such as clear window and operation panel

# MFP Solution with L36ei/L24ei

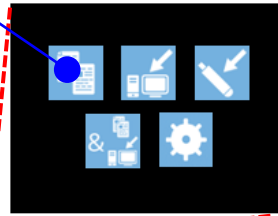
MFP L36ei/L24ei



# Improvements from L Series


## MFP L36ei/L24ei

2-colour icons



iPF colour


Gray



L36/L24

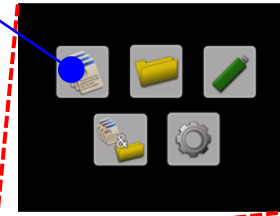
Only with iPF series

iPF670/770



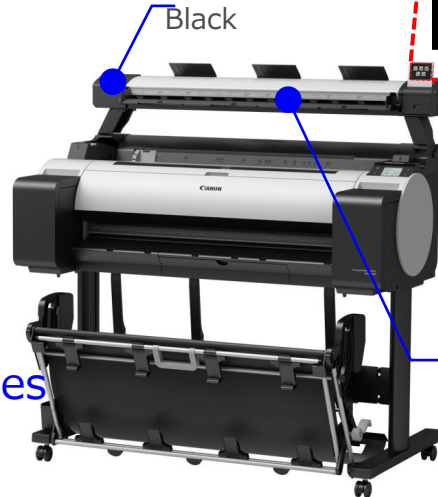
Multi-colour icons

8-bit colour



TM colour

Black



L36ei/L24ei

Compatible both TM and iPF series

TM-300/200  
iPF770/670

# Simultaneous Scan and Print Processing

MFP L36ei/L24ei

Parallel processing of scanning and printing makes offices more efficient




**Scanner**  
Scans an original

**Printer**  
Receives and prints a job from PC via network

# Simple Operation

MFP L36ei/L24ei

No PC is required for  
copying and scanning







# Scan to USB Flash Drive

MFP L36ei/L24ei



- Scan data can be saved to a USB flash drive
- Just touch the icon on the screen to operate

Supported file format	
Standard mode	Plus mode with the use of a PC and ScanApp Lei
	   PDF PDF/A Multipage PDF

# Compact Design

MFP L36ei/L24ei



- Integrated design

# imagePROGRAF



**TX-2100**

**TX-3100**

MFP

**TX-4100**

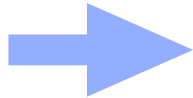
MFP



# Product Features of New TX Series



Current TX Series



**NEW** TX Series

## Take Strengths of LED plotter and Overcomes Weakness of Current TX Series

Poster print speed		Overall Throughput Advantage
Media handling		Roll Paper Set Just to Place
Drawing print speed		Decreased competitive advantage (HP New Product Speed Improvements)
Borderless Print		Fixed size only (HP Z Series for all sizes)
Security		Difference in response level from competitors and iRs (failure to meet the requirements for advanced business negotiations)
MFP		poor sense of unity Installation takes 2 people 1.5 hours



	Faster plain paper/coated paper (Competitive > 15% Faster)
	Further reduction of restraint time
	Competitive 7% Faster (3.2 ppm)
	Available in all sizes
	Raise to competitive level
	Design/Operability Unity 1 person can install in 20 minutes



# Key Features

## Multipurpose high productivity and excellent paper handling

### High Productivity

- **Faster time to first print**

Both poster and drawing

- **Fast continuous printing**

Support for high-volume printing, also switching between two rolls of differing type and size

- **Dual Roll, High-Capacity Stacker**

### High Efficiency

Placing a roll in the feeder allows printer to adjust to the print ready state. Accuracy in media type detection improved.

- **Smart Roll Set**

Support for poster creation and high-volume drawing printing

- **Ample software solution**

Support for any width including custom sizes

- **Borderless printing on all roll sizes**



# Advanced Technologies for High Productivity

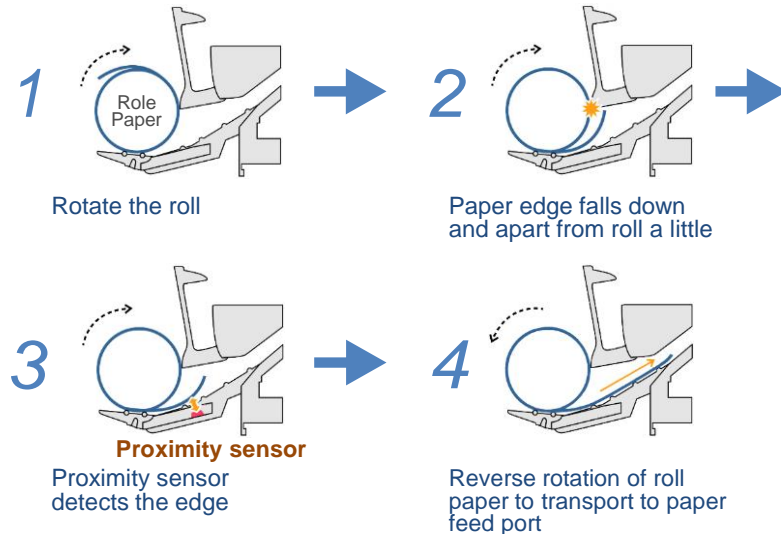
## Productivity-improving technologies (tentative)

### 1 Detection of the leading edge of the media



### Automatic Roll Paper Feed and Supply

Simply place a roll in the paper feeder



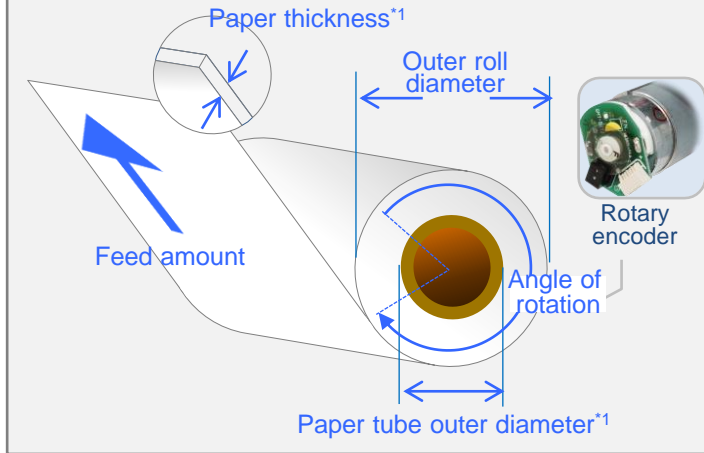
# Advanced Technologies for High Productivity

## Productivity-improving technologies (tentative)

2

### Roll diameter detection

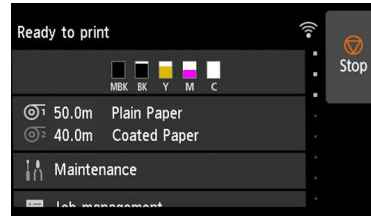
Estimate remaining amount from the following values



\*1: Paper tube outer diameter/paper thickness

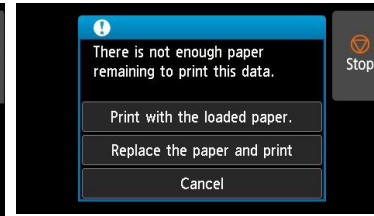
- Tolerance does not exist as a paper manufacturer's "guaranteed value"
- Estimation may not be accurate due to the incorrect tolerance.

Prevents running out of paper during printing  
Eliminates paper and ink waste



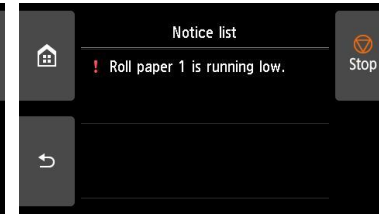
Displays remaining amount of roll \*2

Pre-emptive paper replacement as needed



Displays a warning when the remaining amount is insufficient for a print job\*2

Prevents misprint and wasted media and ink due to running out of media during printing



Displays a warning when there is little media remaining


\*2: Support for remaining amount detection function by bar code printing

# Advanced Technologies for High Productivity

## Productivity-improving technologies (tentative)

### 3 Detection of media surface reflectivity, thickness and width

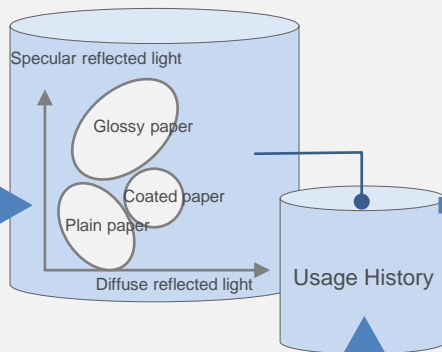
Built-in multi-sensor detects paper property



Media surface reflectivity

Media thickness

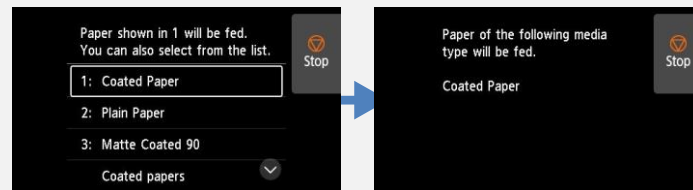
Matching with internal database



Auto setting of media type  
Enhanced accuracy of detection by improving algorithm  
(Comparison with the new PRO series)

### Paper Type Selection

candidates displayed



\*Manual selection is needed for a new media

# Advanced Technologies Supporting High Image Quality

## LUCIA TD ink

Fixing of colour material on plain paper surface  
and upper ink-receiving layer of coated paper

Sufficient vibrant posters



Examples of plain inkjet paper

\*The colour effect differs depending on the paper.

# Advanced Technologies Supporting High Image Quality

## LUCIA TD ink

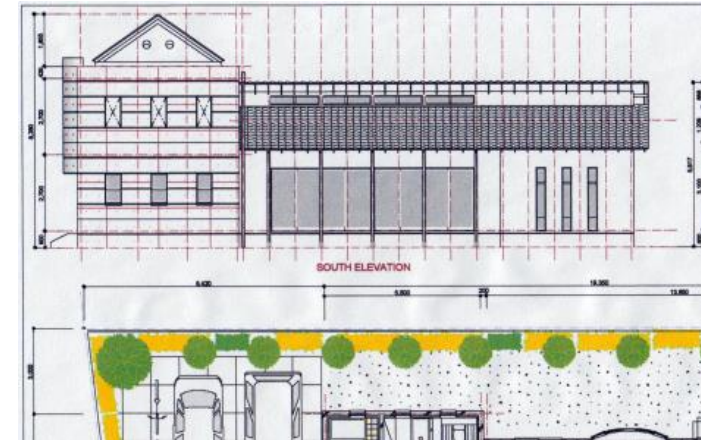
Full pigment ink having high water resistance

Resistant to water wetting and easy handling of drawings at outdoor sites

Old Dye and Pigment Model\*



TX Series



After a lapse of a day, water was poured over the drawings and the drawings were kept dried.

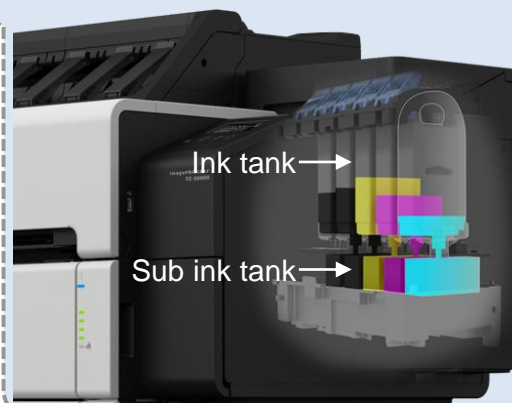


# Hot-Swap Ink Tank Replacement

Ink tanks can be replaced during printing  
Reduces downtime in continuous printing



Easy to use all ink in the tanks, which can help cut costs



Even if the inks run out of ink, the printers keep some ink in reserve sub-ink tanks,



Shows ink remaining levels at 3-level in the display



# MFP Solutions


Newly developed compact and lightweight scanner  
Ease of installation and ease of use



# MFP Solutions

## Footprint reduction Space saving installation and use

### Current TX-3000



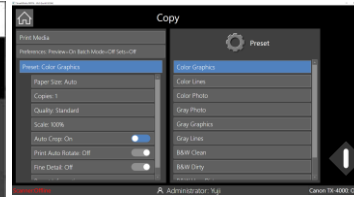
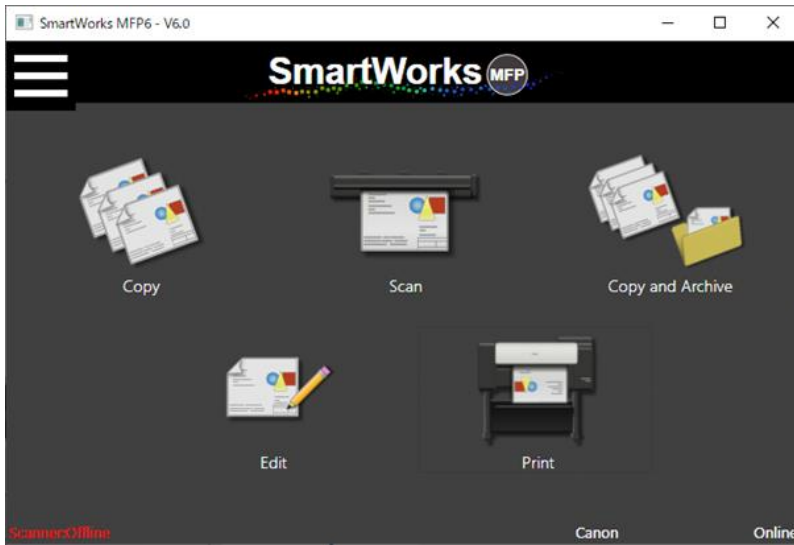
### TX-3100



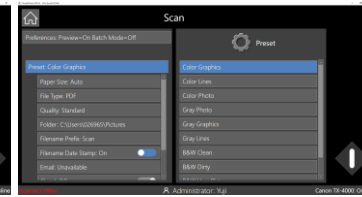
221 mm reduced from the current TX-3000  
(with system controller front face)

# MFP Solutions

## SmartWorks V6 New look and feel by redesigned UI




Copy



Scan



Copy and Archive



Edit

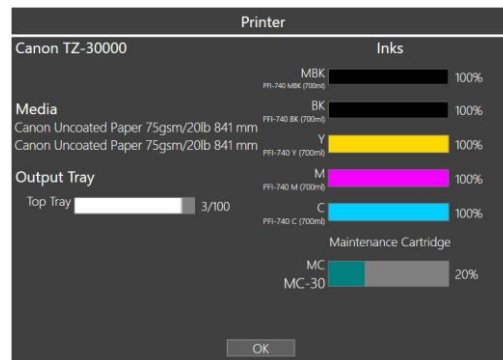


Print

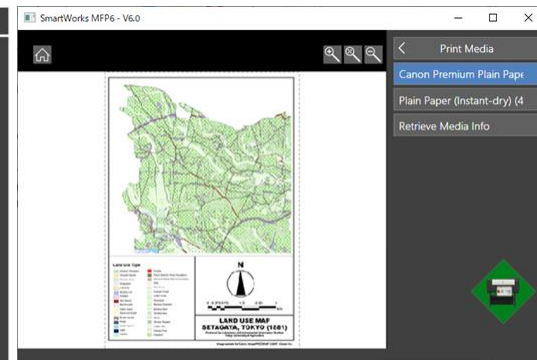
# MFP Solutions

## SmartWorks V6

Management both scanner and printer on the system controller



Get status such as printer ink level, and performing maintenance



Obtaining Paper Information Installed in the Printer

# 2-Stage Roll Paper Feed Mechanism (Optional)

## Multifunction roll system

Promote more efficient printing operations



2 rolls of 200 m length in up to 170 mm outer diameter can be loaded

- The lower stage can also be used for easily operated winding devices.
  - Can be used as is in the post-winding process
  - Streamlines workflow



Print surface inside → Cut processing



Print surface outside → Lamination



*No weight required*

# Standard Multiposition Basket

## Various positions and styles

Supports various printing purposes, paper types, print sizes, and printing needs

Regular Basket



Flat  
(Face Down)



Stacks in order that  
the outputs are ejected

Front ejection



Adjustable  
basket depth

Sloped



Prevents scratches  
and smearing

# Full Front Stacker (Optional)

Face Down, Load in Order  
Print can be easily removed from the front

Standard Basket



10 sheets\*<sup>1</sup>  
A0/A1

Flat position  
(Face-down)




100 sheets\*<sup>2</sup>  
A1 Landscape/A2 Landscape

Draped position  
(Face-down)



100 sheets\*<sup>2</sup>  
A0 Portrait/A1 Portrait




measurement chart

\*1 Premium Plain Paper


\*2 Red Label Paper PEFC 75 gsm

# Full Front Stacker (Optional)

Curl suppression mechanism realizing large capacity loading



100 outputs can be neatly stacked



Outputs are curled and hard to be stacked

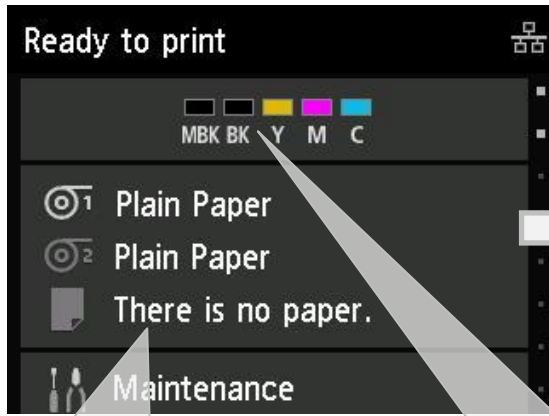


# New Operation Panel

## Larger size LCD

Easy confirmation of information before printing

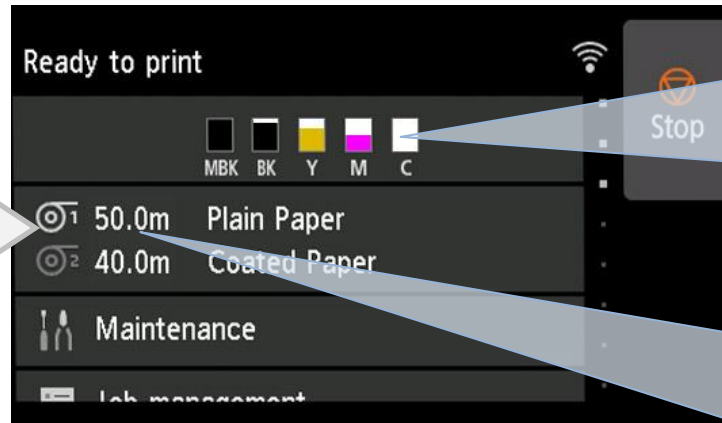
Current TX series



Information on cut sheet less frequently-used is always displayed

Ink information at the 1st layer. No information for remaining ink level

New TX series



## Detail informant on remaining ink level

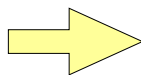
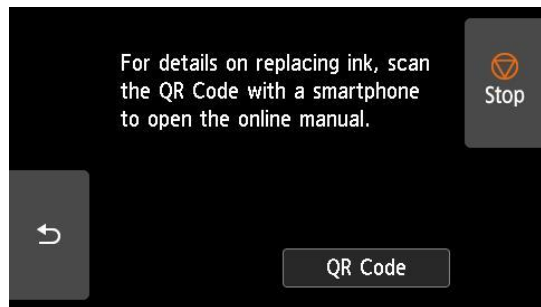
Ink info at the 1st layer  
10-level display for remaining ink

## Expansion of paper information

More accurate remaining media information

# New Operation Panel

Expansion of operation guide by QR code  
Easily confirm information on how to replace consumables



- How to Replace a Printhead
- Method for replacing ink tank
- How to replace the maintenance cartridge
- Method for setting roll paper
- Method for replacing roll paper
- Method for setting cut paper
- Paper jam removal method etc.

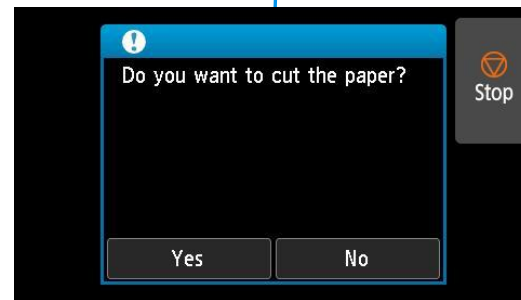
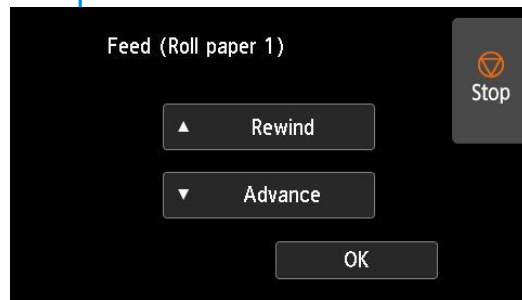
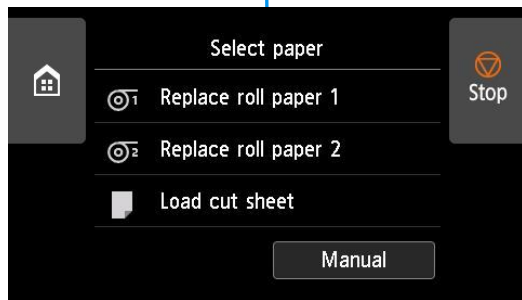
On the printer operation panel screen  
Access from displayed QR code

# New Operation Panel

## Hard operation button Improved media handling



Hardware keys are provided for frequently used paper handling functions, to improve accessibility



# Free-Size Borderless Print

Usability in poster creation is advantage to competitor

TX Series



Supports Free-size borderless print

Competitor



Cannot be borderless  
(Need to cut off all 4 sides)

# Three-Sided Borderless Print

Borderless can be created prints by cutting one side of the print.

Various size borderless print from one size roll



Free-size borderless print



Three-sided borderless print

Cut only one side.



Free-size borderless print

(Image)

# Fully-front Accessible Operation

Fully-accessible operation enables installation flush against the wall

- **Easy-to-use front control**

- **Saves space**

Compact body

Installation flush against the wall

- Exchange ink tank
- Set roll
- Remove printout
- Clear jam




Flush  
against  
the wall

# High Capacity Ink Tanks

Low ink running cost



*Available for combination  
of different tank sizes*



\*160 ml ink tank is for TX series

# Ink Tank Box


Ink tanks can be stored on the back of the printer  
Any capacity can be stored (160/330/700 ml)





# Versatile Connectivity Including Wi-Fi Support

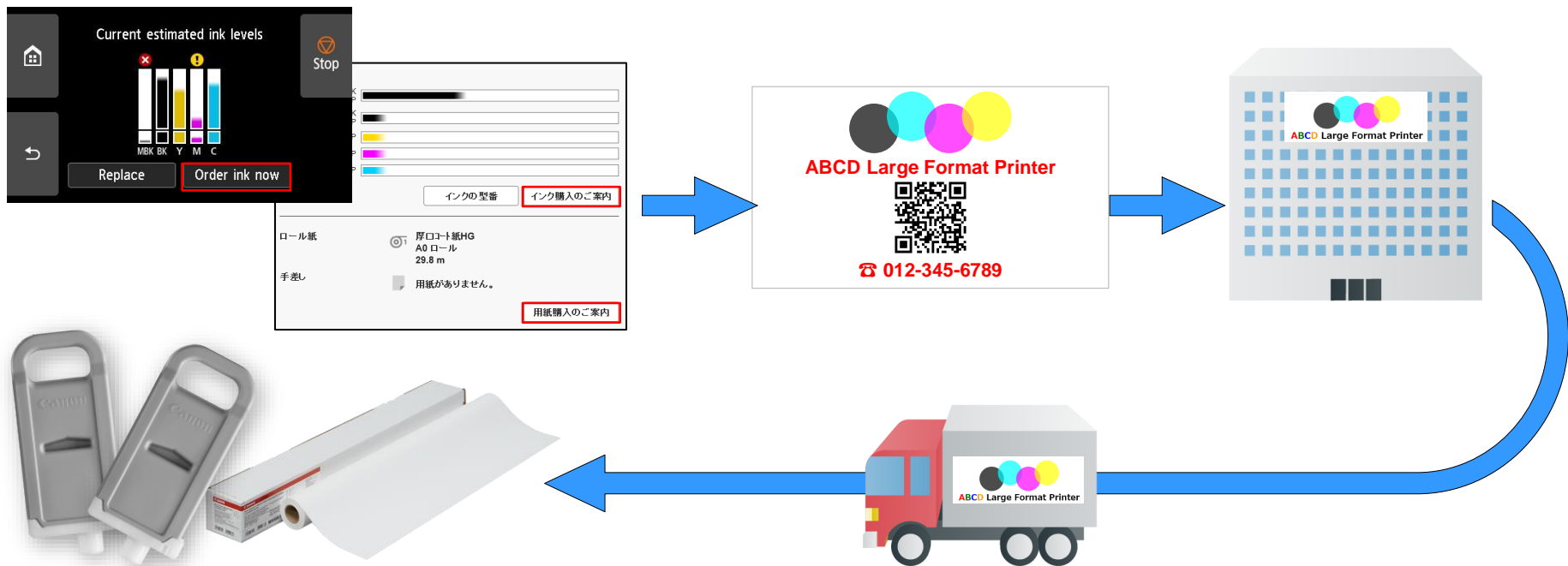
Wi-Fi connection without a wireless LAN router  
Printable from smartphones and tablets



\*Wired and Wi-Fi connections cannot be used at the same time

# Reseller Info Guides User to Purchasing Inks

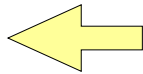
Reseller info can be displayed on display and Remote UI  
Inducement of media purchase in addition to ink tanks



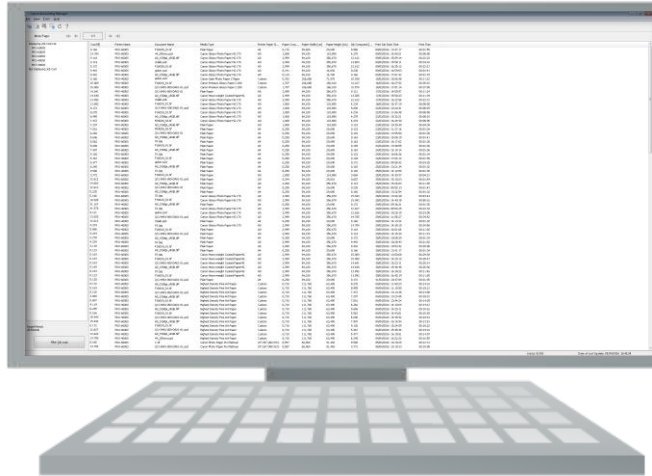
# Accounting Manager

## Centralized management of multiple printers including TX series and PRO series

- CSV files can be output
- Printing costs for each print job, each department or user

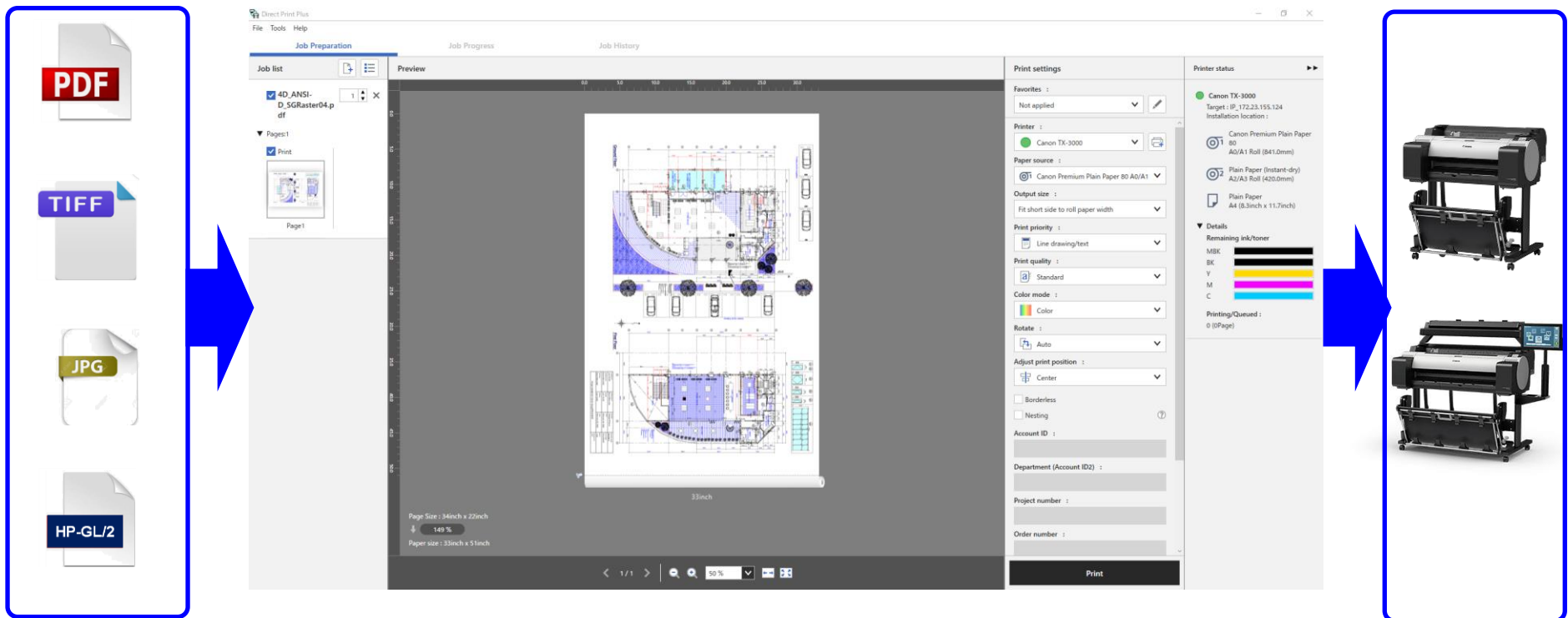


- Supports Windows and Mac



# Direct Print Plus

## Job submission tool enabling efficient print workflow

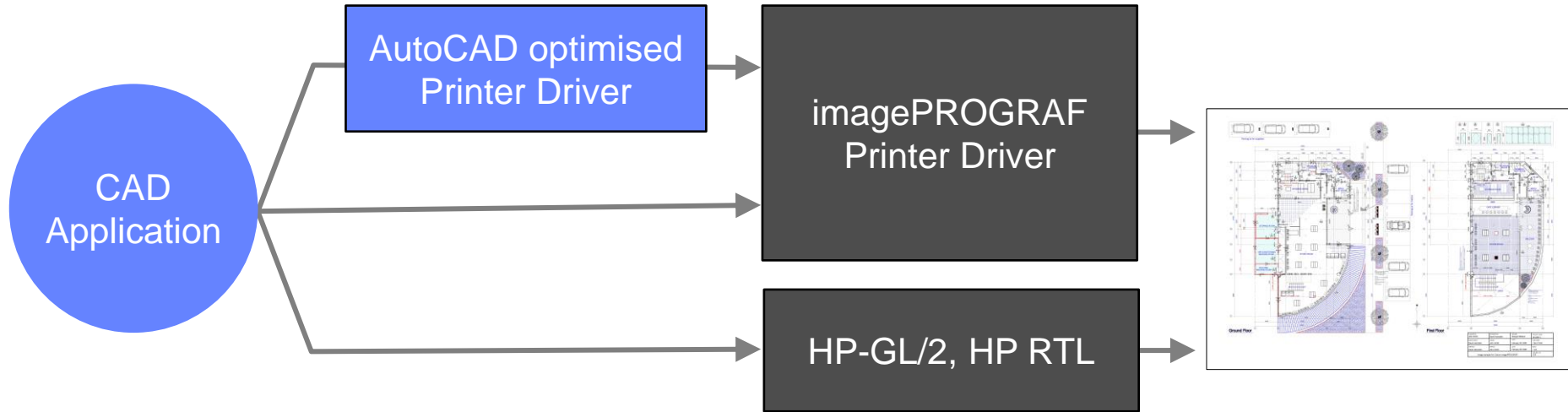


(Simulated image)

# AutoCAD optimised Printer Driver

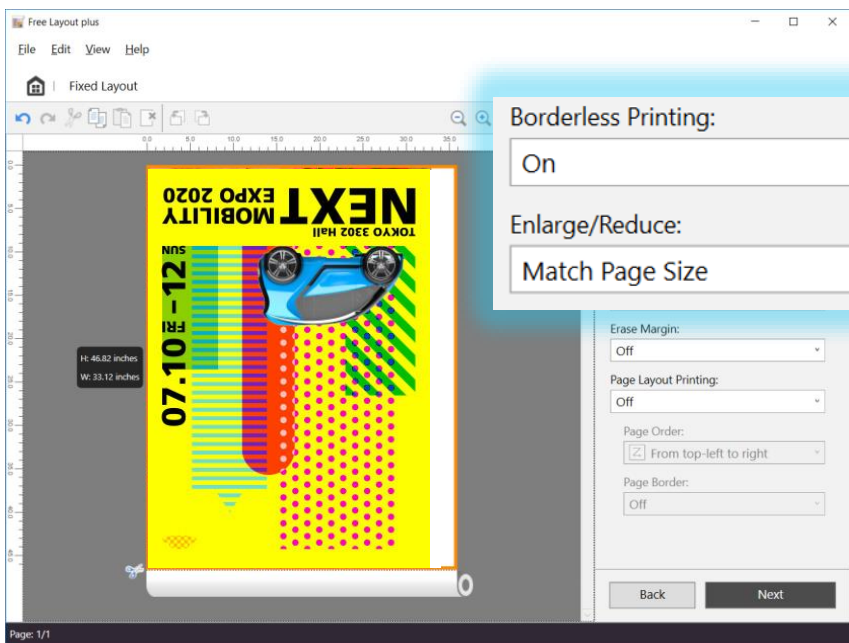
TZ	T
✓	✓

Faithful printing of drawing data created with AutoCAD



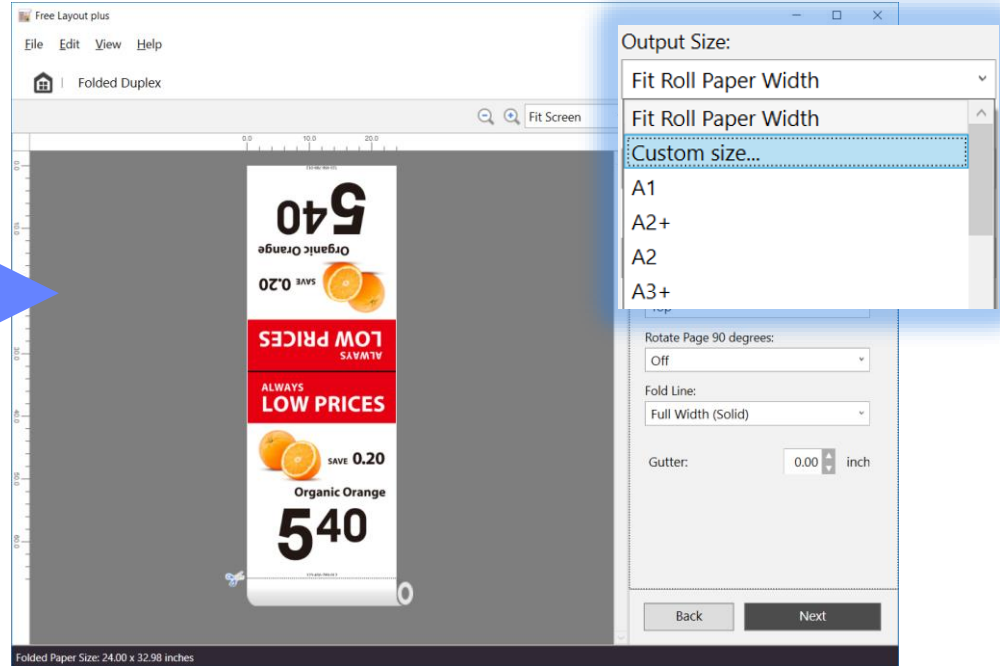
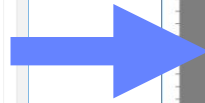
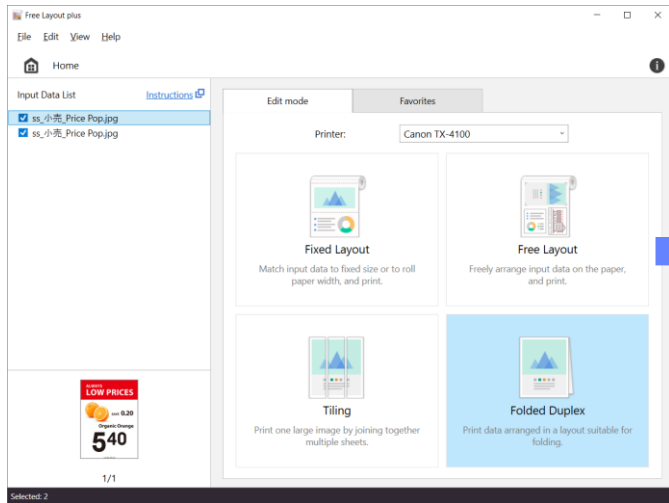
# Free Layout plus

## Three-side borderless printing



# Free Layout plus

## Custom size is supported in Folded duplex













# Easy-PhotoPrint Editor

## Simple and convenient creation of posters



Supports Windows, Mac, iOS, Android

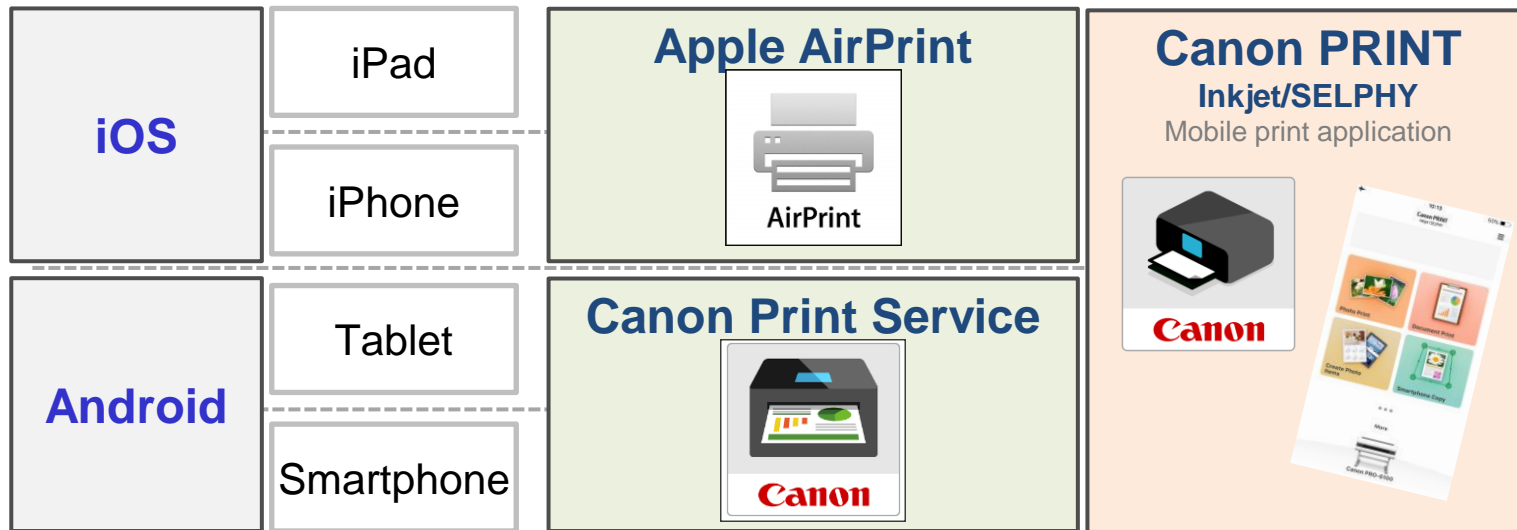
Photo Print	Photo Layouts	Collages	Calendars	Posters
 1	Filter: Not specified 67 items  Borderless (x1)	Filter: Not specified 16 items  Simple	Filter: Not specified 19 items  Cute, One month	Filter: Not specified 24 items  Poster 001
 1	 Borderless (x4)	 Simple	 Simple, One month	 Poster 008

Poster can be created from Mac and mobile devices



# Mobile Printing Application

Support mobile printing from iOS and Android



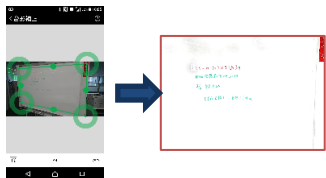
# Canon PRINT Inkjet/SELPHY

## Easily print and check printer status from smartphone

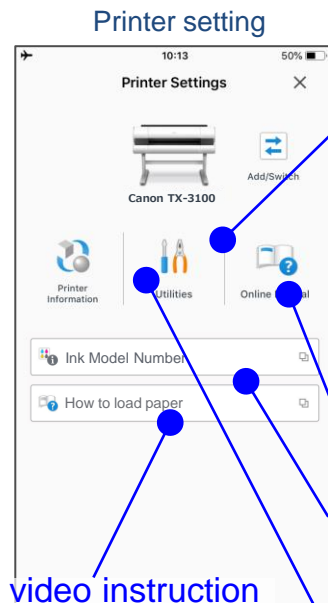
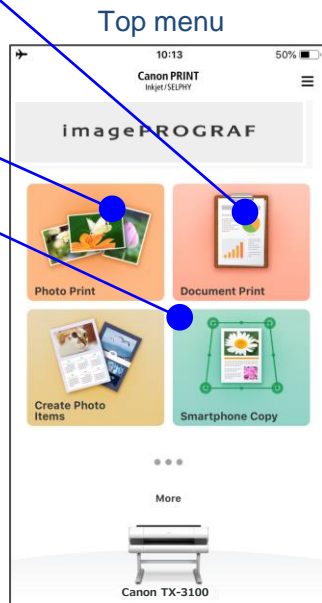
Print Microsoft Office document

Print photo

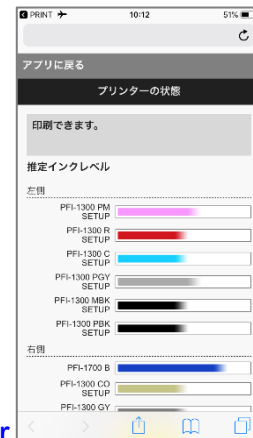
Smartphone copy



Shoot whiteboard, magazine or newspaper then execute keystone correction  
→Share the corrected file at meeting.



Show printer status /remaining ink (Remote UI)



Link to manual including movies

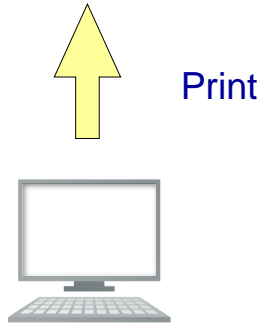
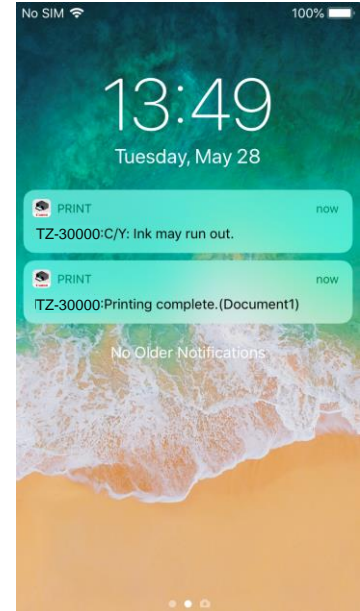
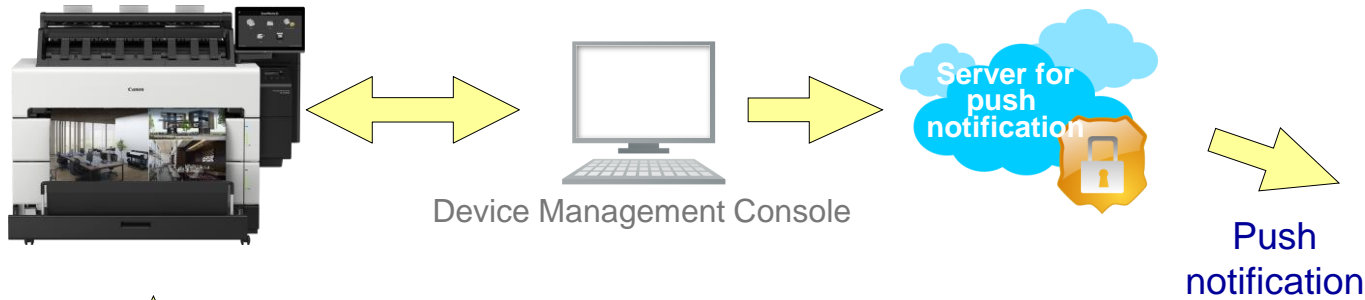
Ink model number

Link to video instruction on clearing jam and loading media

Print pattern for nozzle check and adjustment (Remote UI)

# Canon PRINT Inkjet/SELPHY

Smartphone push notification of job completion or errors  
Purchase information of ink and paper



- No need to wait at a printer
- Notification of a per-user basis can be registered

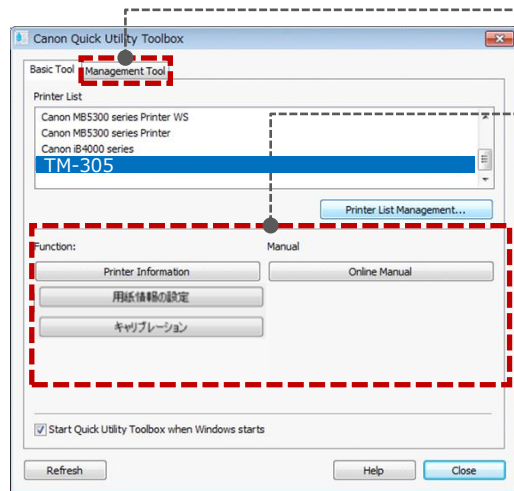
New features in V1.5

- Warning for no roll loaded, remaining roll amount
- Purchase information for media can be displayed



# Quick Utility Toolbox

Easy and quick access to application and functions



Basic Tool
Remote UI
Media Info Setting
Manual

Management Tool
Accounting Manager
Device Management Console
Media Configuration Tool

Click the icon residing in the system tray to display a pop-up window

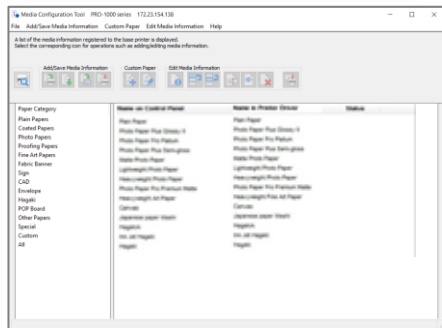


# Media Configuration Tool

Media information can be updated to suit user's needs



## Media Configuration Tool



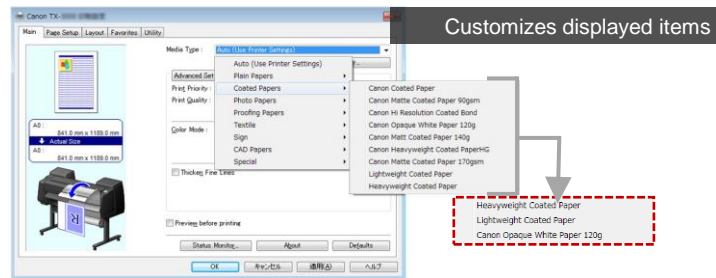
Create and edit print settings and information

## Edit

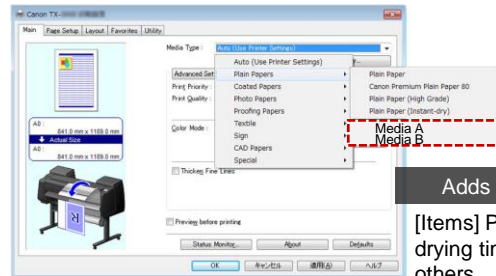
Managing media information displayed in the printer driver UI  
Renaming, showing/hiding, and rearranging media

## Create/Include

Adding media information



Customizes displayed items



Adds optimum printer settings

[Items] Paper feed adjustment, ink drying time, ICC profile setting, and others

Optimum print settings for various media can be managed

**Canon**

**imagePROGRAF**

